

BRICKCOM IPCAM HTTP API

1. Preface

This document specifies the Brickcom IPCAM HTTP API which enables applications to access and/or configure the IP Cameras manufactured by Brickcom over a TCP/IP capable network. Developers who wish to write their own utility should follow the API specification herein.



2.TOC

BRICKCOM IPCAM	1
HTTP API	1
1. Preface	2
2. TOC	3
Overview	9
3. HTTP API Transaction	10
4. API Categories.....	12
5. Streaming.....	13
5.1 getChannels	13
5.2 getChannel.....	14
5.3 addChannel	15
5.4 updateChannel	15
5.5 updateChannels.....	17
5.6 deleteChannel	17
SVideoFormatSetting	18
5.7 getStream	23
5.8 setSnapshot	24
5.9 getSnapshot	24
5.10 setRtsp	24
5.11 getRtsp.....	25
5.12 getinboundChannel.....	25
6. Camera.....	26
6.1 setWhiteBalance	26
6.2 getWhiteBalance.....	26
6.3 setBrightness	26
6.4 getBrightness	27
6.5 setColorSaturation	28
6.6 getColorSaturation.....	28
6.7 setMirrorFlip	29
6.8 getMirrorFlip.....	29
6.9 setSharpness	30
6.10 getSharpness	30
6.11 setContrast	31
6.12 getContrast.....	31
6.13 setFrequcnry	32

6.14	getFrequency	32
6.15	setEffect	33
6.16	getEffect	33
6.17	setEnvMode	34
6.18	getEnvMode	34
6.19	setIRCutFilter	35
6.20	getIRCutFilter	35
6.21	setIRLED	35
6.22	getIRLED	36
6.23	setVideoOverlay	36
6.24	getVideoOverlay	37
6.25	setAutoIris	38
6.26	getAutoIris	38
6.27	setCameraSetting	39
6.28	getCameraSetting	40
6.29	setShutterSpeed	41
6.30	getShutterSpeed	41
6.31	setGain	42
6.32	getGain	42
6.33	setPrivacy	43
6.34	getPrivacy	44
7.	Audio	45
7.1	setAudioDevice	45
7.2	getAudioDevice	45
7.3	setAudioMuteState	46
7.4	getAudioMuteState	46
7.5	setAudioVolume	47
7.6	getAudioVolume	47
7.7	playaudio	47
7.8	stopaudio	48
7.9	recordaudio	48
7.10	stoprecordaudio	49
7.11	getFilestatus	49
7.12	removeAudioFile	49
8.	Network	50
8.1	setBasicNetwork	50
8.2	getBasicNetwork	51
8.3	setUPnP	51

8.4	getUPnP	52
8.5	setDDNS	53
8.6	getDDNS	54
8.7	setEthernet	55
8.8	getEthernet.....	55
8.9	setWIFI	56
8.10	getWIFI	60
8.11	setIPFilter	60
8.12	getIPFilter	62
9.	Storage	63
9.1	getSDstatus	63
9.2	mount.....	63
9.3	umount.....	63
9.4	removeFile.....	64
10.	System	65
10.1	getDeviceInfo	65
10.2	setTimeSetting	65
10.3	getTimeSetting.....	68
10.4	setSyslogSetting	68
10.5	getSyslogSetting	69
10.6	getSyslogFile	69
10.7	syslogClear	70
11.	Admin	71
11.1	addUser.....	71
11.2	deleteUser.....	72
11.3	getUsers	72
11.4	updateUser.....	72
11.5	setHTTP.....	73
11.6	setHTTP/HTTPS	73
11.7	getHTTP	73
11.8	setHTTPS	74
11.9	getHTTPS	74
11.10	resetToDefault	74
11.11	upgradeFirmware.....	74
11.12	reboot.....	75
11.13	importConfigFile	75
11.14	exportConfigFile.....	75
11.15	setPWDComplexity.....	76

11.16	getPWDComplexity	76
12.	Capability	77
12.1	getCapability	77
12.2	getVideoCodecs	77
12.3	getResolutions	77
12.4	getAudioCodecs	77
13.	Motion detection.....	79
13.1	setMotionDetection	79
13.2	getMotionDetection.....	80
13.3	getMotionDetections	81
14.	Event.....	82
14.1	setEventSetting	82
14.2	addEventSetting.....	83
14.3	updateEventSetting.....	84
14.4	removeEventSetting	84
14.5	getEventPolicy.....	84
14.6	getEventRule	85
14.7	setEmailSetting.....	85
14.8	getEmailSetting	88
14.9	setFTPSetting	88
14.10	getFTPSetting	89
14.11	setAlarmMediaInfo	91
14.12	getAlarmMediaInfo	91
14.13	setSamba.....	91
14.14	getSamba	93
14.15	setHttp	93
14.16	getHttp.....	94
15.	I/O Control	95
15.1	setGPIOSetting	95
15.2	getGPIOStatus	99
16.	MSN	100
16.1	setMSNBot	100
16.2	getMSNBot.....	101
17.	PIR sensor and White LED	102
17.1	setpirsensor.....	102
17.2	getpirsenor	103
17.3	addWled.....	103
17.4	deleteWled.....	105

17.5	setWled.....	106
17.6	getwledall	106
17.7	updateWled.....	107
17.8	getWled.....	107
17.9	setLiveViewWLEDSetting	107
17.10	getLiveViewWLEDSetting.....	108
17.11	setLightCTL	108
17.12	getLightCTL	108
18.	PTZ.....	109
18.1	Direction	109
18.2	Pan	110
18.3	tilt.....	110
18.4	Zoom	110
18.5	Focus	111
18.6	Iris.....	111
18.7	continuouspantiltmove	112
18.8	continuouszoommove.....	112
18.9	continuousfocusmove	112
18.10	absoluteptpoint	113
18.11	QueueControl	114
18.12	areazoom.....	114
19.	Preset and Patrol.....	115
19.1	AddPreset	115
19.2	deletePreset.....	115
19.3	gotoPreset	115
19.4	getPreset	116
19.5	sethomePreset.....	117
19.6	setPatrol	117
19.7	clearPatrol.....	118
19.8	startPatrol.....	118
19.9	stopPatrol.....	119
19.10	getPatrol.....	119
20.	Scheduled Event	120
20.1	Add	120
20.2	update	122
20.3	delete.....	122
20.4	get	122
20.5	getSchedule.....	123

21.	Modification History	124
22.	AppendixA InboundChanel	125
21.1	Introduction	125
21.2	Inbound Chanel Configuration	126
21.3	Session Establishment and Teardown.....	126
21.4	Authentication	129
23.	AppendixB RTSP	130

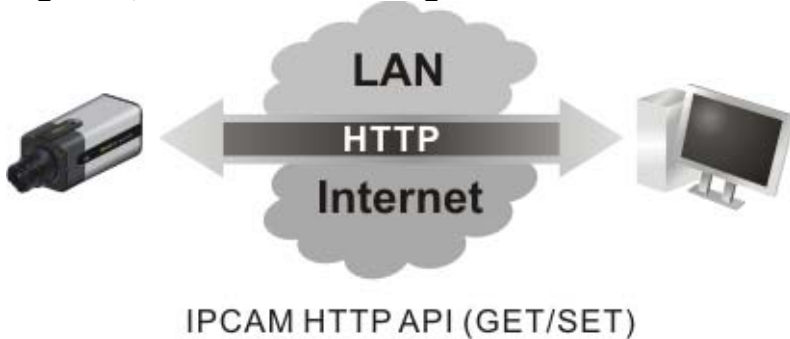


Overview

Brickcom IPCAM HTTP API is the proprietary network control protocol designed by Brickcom Technology to enable applications to access IP Cameras manufactured by Brickcom. The API allows for configuration of the settings and inquiry of current status on these IP Cameras. The API is structured and transmitted over HTTP protocols and hence it is given the name HTTP API.

The complete API is further divided into several categories for ease of management. We dedicate one chapter for each API category to better expound on that API subset.

Figure 1, Illustration of API generic transactions



3. HTTP API Transaction

An HTTP API transaction always starts with a request from a client application. The request is received by the Web server on the IP Camera device and processed by the IP Camera. Finally, it ends with a response which is sent back to the requesting client.

The client HTTP request is taken in two forms:

- HTTP GET: Normally used to retrieve the settings or status of the IP Camera
- HTTP POST: Normally used to configure the settings of the IP Camera

If the request is successfully received by the IP Camera, the response will contain a HTTP header with a 200 OK response code and the HTTP body with the actual response data or other value when error occurs. An example is provided for each request type below:

Illustration 1, Get the network setting from the IP Camera

Client request

```
GET http://<IP Camera address>/network.cgi HTTP/1.0
...
```

Server response

```
HTTP/1.0 200 OK
Content-Type: text/plain

IPAddress=192.168.1.1
SubnetMask=255.255.255.0
...
```



Illustration 2, Set the network setting from the IP Camera

Client request

```
POST http://<IP Camera address>/network.cgi HTTP/1.0
```

```
IPAddress=192.168.1.1
```

```
SubnetMask=255.255.255.0
```

Server response

```
HTTP/1.0 200 OK
```

```
...
```

Error Response

If the IP Camera is unable to handle the client HTTP API request due to certain conditions such as system busy, incorrect parameters, or any other reasons, an appropriate HTTP status code **400 Bad Request** will be returned, and accompanied with an error code and an error string to explain the failure.

Client request

```
GET/POST ...
```

Server response

```
HTTP/1.0 200 OK
```

```
...
```

```
ErrorCode=XXX
```

```
ErrorString=Invalid IP Address
```



4. API Categories

The API categories are listed in the table below.

Table 1, API Categories

API Category	Description
Streaming	Enable users to set/get the setting of multimedia streaming.
Camera	Enable users to set/get the camera/lens setting.
Audio	Enable user to set/get the audio devices setting.
Network	Enable users to set/get the network setting.
Event	Enable users to register to receive notification from IPCAM.
Storage	Enable users to configure storage device for storing media content.
System	Enable users to set/get miscellaneous system settings.
Admin	Enables users to perform administrative tasks over the IP Camera.
Capability	Provide users with the list of available features supported by the IP Camera.
Motion detection	Enable user to set/get the motion detection setting and add/delete/update detection region.
Event	Enable user to set/get the event setting and the notification setting.
I/O control	Enable user to control I/O status

Ps: Fields marked in gray are reserved.



5. Streaming

Streaming API allows applications to

- 1) set/get the IP Camera streaming setting
- 2) help users to view video streaming

5.1 getChannels

ActionEvent: getChannels

Request	http://<IP>/cgi-bin/channels.cgi?action=get
Response	<pre> size = CH1.index=1 CH1.enabled= CH1.name= CH1.transportType= CH1.video.enabled= CH1.video.format.sourceDevice= CH1.video.format.codecType= CH1.video.format.codecSubType= CH1.video.format.constantBitrate= CH1.video.format.bitrateInKbps= CH1.video.format.resolutionWidth= CH1.video.format.resolutionHeight= CH1.video.format.frameRate= CH1.video.format.gop= CH1.video.format.quality= CH1.video.transport.multicastEnabled= CH1.video.transport.multicastAddress= CH1.video.transport.multicastPort= CH1.video.transport.ttl= CH1.audio.enabled= CH1.audio.format.codecType= CH1.audio.format.codecSubType= CH1.audio.transport.multicastEnabled= CH1.audio.transport.multicastAddress= CH1.audio.transport.multicastPort= CH1.audio.transport.ttl= CH1.meta.enabled= CH1.meta.format.mdAlarmEnabled= CH1.meta.transport.multicastEnabled= CH1.meta.transport.multicastAddress= CH1.meta.transport.multicastPort= CH1.meta.transport.ttl= </pre>

	Ch2.index=2
Comment	
Method	GET

5.2 getChannel

ActionEvent: getChannel

Request	http://<IP>/cgi-bin/channels.cgi?action=getChannel&index=<index>
Response	enabled= name= transportType= video.enabled= video.format.codecType= video.format.codecSubType= video.format.constantBitrate= video.format.bitrateInKbps= video.format.resolutionWidth= video.format.resolutionHeight= video.format.frameRate= video.format.gop= video.format.quality= video.transport.multicastEnabled= video.transport.multicastAddress= video.transport.multicastPort= video.transport.ttl= audio.enabled= audio.format.codecType= audio.format.codecSubType= audio.transport.multicastEnabled= audio.transport.multicastAddress= audio.transport.multicastPort= audio.transport.ttl= meta.enabled= meta.format.mdAlarmEnabled= meta.transport.multicastEnabled= meta.transport.multicastAddress= meta.transport.multicastPort= meta.transport.ttl=
Comment	
Method	GET

5.3 addChannel

ActionEvent: addChannel

Request	<pre> http://<IP>/cgi-bin/channels.cgi? action=add index=<index> enabled= name= transportType= video.enabled= video.format.codecType= video.format.codecSubType= video.format.constantBitrate= video.format.bitrateInKbps= video.format.resolutionWidth= video.format.resolutionHeight= video.format.frameRate= video.format.gop= video.format.quality= video.transport.multicastEnabled= video.transport.multicastAddress= video.transport.multicastPort= video.transport.ttl= audio.enabled= audio.format.codecType= audio.format.codecSubType= audio.transport.multicastEnabled= audio.transport.multicastAddress= audio.transport.multicastPort= audio.transport.ttl= meta.enabled= meta.format.mdAlarmEnabled= meta.transport.multicastEnabled= meta.transport.multicastAddress= meta.transport.multicastPort= meta.transport.ttl= </pre>
Response	
Comment	
Method	POST

5.4 updateChannel

ActionEvent: updateChannel

Request	<pre> http://<IP>/cgi-bin/channels.cgi? action=update </pre>
----------------	--

	index=<index> enabled= name= transportType= video.enabled= video.format.codecType= video.format.codecSubType= video.format.constantBitrate= video.format.bitrateInKbps= video.format.resolutionWidth= video.format.resolutionHeight= video.format.frameRate= video.format.gop= video.format.quality= video.transport.multicastEnabled= video.transport.multicastAddress= video.transport.multicastPort= video.transport.ttl= audio.enabled= audio.format.codecType= audio.format.codecSubType= audio.transport.multicastEnabled= audio.transport.multicastAddress= audio.transport.multicastPort= audio.transport.ttl= meta.enabled= meta.format.mdAlarmEnabled= meta.transport.multicastEnabled= meta.transport.multicastAddress= meta.transport.multicastPort= meta.transport.ttl=
Response	
Comment	
Method	POST

5.5 updateChannels

ActionEvent: updateChannels

Request	<pre> http://<IP>/cgi-bin/channels.cgi? action=updateAll c1Index=& c1Enable=& c1Name=& c1TransportType=& c1VideoEnabled=& c1VideoFormatCodecType=& c1VideoFormatCodecSubType=& c1VideoFormatConstantBitrate=& c1VideoFormatBitrateInKbps =& c1VideoFormatResolutionWidth=& c1VideoFormatResolutionHeight=& c1VideoFormatFrameRate=& c1VideoFormatGop=& c1VideoFormatQuality =& c1VideoTransportMulticastEnabled=& c1VideoTransportMulticastAddress=& c1VideoTransportMulticastPort=& c1VideoTransportTtl=& c1AudioEnabled=& c1AudioFormatCodecType=& c1AudioFormatCodecSubType =& c1AudioTransportMulticastEnabled=& c1AudioTransportMulticastAddress=& c1AudioTransportMulticastPort=& c1AudioTransportTtl=& c1MetaEnabled=& c1MetaFormatMdAlarmEnabled =& c1MetaTransportMulticastEnabled=& c1MetaTransportMulticastAddress=& c1MetaTransportMulticastPort=& c1MetaTransportTtl=& c2Index=& c2Enable=&..... </pre>
Response	
Comment	c1VideoFormatGop //default ==0: 1 I-frame/second, ==N: 1 I-frame in N frames
Method	POST

5.6 deleteChannel

ActionEvent: deleteChannel

Request	http://<IP>/cgi-bin/channels.cgi action=delete&index=<index>
Response	
Comment	
Method	POST

SVideoFormatSetting

SVideoFormatSetting	Req or Opt or N	Data type	Allowed Value	notes
sourceDevice	N	Integer	Reserved	Reserved
codecType	R	Char[16]	H264, MPEG4, MJPEG, MIMIC, Analytics	
codecSubType	O	Char[16]	Depend on encodeType	
constantBitrate	R	Integer	Table 3	
bitrateInKbps	R	Integer	Table 1	Kbps
quality	R	Integer	[1, 100]	
resolutionWidth	R	Integer	Table 2	pixel
resolutionHeight	R	Integer	Table 2	pixel
framRate	R	Integer	[1, 30]	HZ Based on the limit of hardware
gop	R	Integer	Integer	default =>0: 1 I-frame/second, =>N: 1 I-frame in N frames

Note: When **constantBitrate** =0, only **quality** can be set; **constantBitrate** = 1, **bitrateInKbps** can be set.

Table 1: Available bitrates

bitrateInKbps
64
128
256
384
512
768
1,500
2,000
4,000
6,000
8,000
10,000
12,000
15,000
20,000

Table 2: Available resolutions

resolutionWidth	resolutionHeight	Input module
1280	800	OV9710 、 OV9715
640	400	OV9710 、 OV9715
320	192	OV9710 、 OV9715
1280	1024	MT9M131
640	512	MT9M131
320	256	MT9M131
720	480	TW9910
352	240	TW9910

Table 3: Available constantBitrate

constantBitrate	Value
VBR	0
CBR	1



SAudioFormatSetting

SAudioFormatSetting	Req or Opt or N	Data type	Allowed Value	notes
sourceDevice	N	Integer	Reserved	
codecType	R	Char[16]	table 3	
codecSubType	R	Char[16]	table 3	
numberOfChannel	N	Integer	[0,1]	Reserved 0: Mono 1: Stereo
sampleRate	N	Integer		HZ Reserved
frameIntervalMS	N	Integer		MS Reserved
sampleSizeBit	N	Integer		Reserved

Table 3: Available codeType and codeSubType

codeType	codeSubType	note
G711	AUTO	default is G.711 mu-law
G711	PCMU	G.711 mu-law
G711	PCMA	G.711 A-law
G726	AUTO	default is G.726 ADPCM at 32 kbps
G726	G726-16	G.726 ADPCM at 16 kbps
G726	G726-24	G.726 ADPCM at 24 kbps
G726	G726-32	G.726 ADPCM at 32 kbps
G726	G726-40	G.726 ADPCM at 40 kbps
AMR	AUTO	default is AMR at 12.2 kbps
AMR	AMR-MR475	AMR at 4.75 kbps
AMR	AMR-MR515	AMR at 5.15 kbps
AMR	AMR-MR59	AMR at 5.9 kbps
AMR	AMR-MR67	AMR at 6.7 kbps
AMR	AMR-MR74	AMR at 7.4 kbps
AMR	AMR-MR795	AMR at 7.95 kbps
AMR	AMR-MR102	AMR at 10.2 kbps
AMR	AMR-MR122	AMR at 12.2 kbps

STransportSetting (Video/Audio)

STransportSetting	Req or Opt or N	Data type	Allowed Value	notes
multicastEnabled	R	Int	[0,1]	0:disabled 1:enabled
multicastAddress	R	Char[16]	232.0.1.0-232.255.255.255	RFC4607
multicastPort	R	Int	[1025,65534]	
ttl	R	Int	[1,255]	

SMetaFormatSetting

SMetaFormatSetting	Req or Opt or N	Data type	Allowed Value	notes
mdAlarmEnabled	R	Int	[0,1]	0:disabled 1:enabled

SVideoSessionSetting

SVideoSessionSetting	Req or Opt or N	Data type	Allowed Value	notes
enabled	R	Int	[0,1]	0:disabled 1:enabled



SAudioSessionSetting

SAudioSessionSetting	Req or Opt or N	Data type	Allowed Value	notes
enabled	R	Int	[0,1]	0:disabled 1:enabled

SMetaSessionSetting

SMetaSessionSetting	Req or Opt or N	Data type	Allowed Value	notes
enabled	R	Int	[0,1]	0:disabled 1:enabled

SChannelSetting

SChannelSetting	Req or Opt or N	Data type	Allowed Value	notes
enabled	R	Int	[0,1]	0:disabled 1:enabled
Index	R	Int	[0,5]	0: Reserved , Sequence number
Name	O	Char[16]	Table 4	Reject []<>"#\&;?*S PACE
transportType	R	Int	Table 5	



Table 4: Available name

name
H264
MJPEG
MPEG4
MSN
Analytics

Table 5: Available transportType

transportType	Value
TRANSPORT_TYPE_RTSP_RTP	0
TRANSPORT_TYPE RTP_ONLY	1
TRANSPORT_TYPE_HTTP	2
TRANSPORT_TYPE_MSN	3
TRANSPORT_TYPE_ANALYTICS	4

5.7 getStream

ActionEvent: getStream

Request	rtsp://<IP>/channel<index>
Response	
Comment	<Index> is the index number of the SChannelSetting. If user enables MJPG over http setting, user can set request http://<IP>/channel<index> For example:rtsp://192.168.1.100/channel1
Method	



5.8 setSnapshot

ActionEvent: setSnapshot

Request	http://<IP>/cgi-bin/media.cgi? action= setSnapshot resolution=1280x800
Response	
Comment	Cannot dynamically set the resolution.
Method	POST

5.9 getSnapshot

ActionEvent: getSnapshot

Request	http://<IP>/cgi-bin/media.cgi?action=getSnapshot
Response	
Comment	Use this API to get the picture snapshot of current vision.
Method	GET

5.10 setRtsp

ActionEvent: setRtsp

Request	http://<IP>/cgi-bin/ rtsp.cgi? action=set port=554 authentication=[0,1,2]
Response	
Comment	
Method	POST

SRTSPSetting	Req or Opt or N	Data type	Allowed Value	notes
port	R	Int	554, [1025,65534]	
authentication	R	Int	[0,2]	0: NONE 1: BASIC 2: DIGEST

5.11 getRtsp

ActionEvent: getRtsp

Request	http://<IP>/cgi-bin/rtsp.cgi?action=get
Response	rtsp.port=554 rtsp.authentication=
Comment	
Method	GET

5.12 getinboundChannel

ActionEvent: getinboundChannel

Request	http://<IP>/cgi-bin/ inboundChannel.cgi?action=get
Response	ch1.transportType=1 ch1.port=12345 ch1.codec=PCMA ch2.transportType= ch2.port ch2.codec
Comment	
Method	GET



6. Camera

Camera API allows applications to set/get the Camera/lens setting.

6.1 setWhiteBalance

ActionEvent: setWhiteBalance

Request	http://<IP>/cgi-bin/camera.cgi? action= setWhiteBalance mode=
Response	
Comment	
Method	POST

SWhiteBalanceSetting	Req or Opt or N	Data type	Allowed Value	notes
mode	N	Int	[0,2]	WB_MODE_OFF=0 WB_MODE_SIMPLE=1 WB_MODE_ADVANCE D=2
level	N	Int	[0,100]	Reserved

6.2 getWhiteBalance

ActionEvent: getWhiteBalance

Request	http://<IP>/cgi-bin/camera.cgi?action= getWhiteBalance
Response	mode=
Comment	
Method	GET

6.3 setBrightness

ActionEvent: setBrightness

Request	http://<IP>/cgi-bin/camera.cgi? action= setBrightness
----------------	---

	level=
Response	
Comment	
Method	POST

SBrightnessSetting	Req or Opt or N	Data type	Allowed Value	notes
level	R	Int	[-5,5]	Based on the limit of hardware

6.4 getBrightness

ActionEvent: getBrightness

Request	http://<IP>/cgi-bin/camera.cgi?action= getBrightness
Response	level=
Comment	
Method	GET



6.5 setColorSaturation

ActionEvent: setColorSaturation

Request	http://<IP>/cgi-bin/camera.cgi? action= setColorSaturation level=
Response	
Comment	
Method	POST

SColorSaturationSet ting	Req or Opt or N	Data type	Allowed Value	notes
level	R	Int	[-5,5]	Based on the limit of hardware

6.6 getColorSaturation

ActionEvent: getColorSaturation

Request	http://<IP>/cgi-bin/camera.cgi?action= getColorSaturation
Response	level=
Comment	
Method	GET



6.7 setMirrorFlip

ActionEvent: setMirrorFlip

Request	http://<IP>/cgi-bin/camera.cgi? action= setMirrorFlip mirrorEnabled = flipEnabled=
Response	
Comment	
Method	POST

SMirrorFlipSetting	Req or Opt or N	Data type	Allowed Value	notes
mirrorEnabled	R	Int	[0,1]	0:disabled; 1:enabled
flipEnabled	R	Int	[0,1]	0:disabled; 1:enabled

6.8 getMirrorFlip

ActionEvent: getMirrorFlip

Request	http://<IP>/cgi-bin/camera.cgi?action= getMirrorFlip
Response	flipEnabled= mirrorEnabled =
Comment	
Method	GET



6.9 setSharpness

ActionEvent: setSharpness

Request	http://<IP>/cgi-bin/camera.cgi? action= setSharpness level=
Response	
Comment	
Method	POST

SSharpnessSetting	Req or Opt or N	Data type	Allowed Value	notes
level	R	Int	[-5,5]	Based on the limit of hardware

6.10 getSharpness

ActionEvent: getSharpness

Request	http://<IP>/cgi-bin/camera.cgi?action= getSharpness
Response	level=
Comment	
Method	GET



6.11 setContrast

ActionEvent: setContrast

Request	http://<IP>/cgi-bin/camera.cgi? action= setContrast level=
Response	
Comment	
Method	POST

SContrastSetting	Req or Opt or N	Data type	Allowed Value	notes
level	R	Int	[-5,5]	Based on the limit of hardware

6.12 getContrast

ActionEvent: getContrast

Request	http://<IP>/cgi-bin/camera.cgi?action= getContrast
Response	level=
Comment	
Method	GET



6.13 setFrequency

ActionEvent: setFrequency

Request	http://<IP>/cgi-bin/camera.cgi? action= setFrequency freq =
Response	
Comment	
Method	POST

SFrequencySetting	Req or Opt or N	Data type	Allowed Value	notes
freq	R	Int	[0,1]	0, FREQ_60HZ 1, FREQ_50HZ

6.14 getFrequency

ActionEvent: getFrequency

Request	http://<IP>/cgi-bin/camera.cgi?action= getFrequency
Response	freq=
Comment	
Method	GET



6.15 setEffect

ActionEvent: setEffect

Request	http://<IP>/cgi-bin/camera.cgi? action= setEffect effectMode = colorMode=
Response	
Comment	
Method	POST

SEffectSetting	Req or Opt or N	Data type	Allowed Value	notes
effectMode	R	Int	[0,1]	0: Auto 1: Manual
colorMode	R	Int	[0,1]	0: Color 1: Black&White

6.16 getEffect

ActionEvent: getEffect

Request	http://<IP>/cgi-bin/camera.cgi?action= getEffect
Response	effectMode= colorMode=
Comment	
Method	GET

6.17 setEnvMode

ActionEvent: setEnvMode

Request	http://<IP>/cgi-bin/camera.cgi? action= setEnvMode envMode =
Response	
Comment	
Method	POST

SEnvModeSetting	Req or Opt or N	Data type	Allowed Value	notes
envMode	R	Int	[0,1]	0,MODE_OUTDOOR 1,MODE_INDOOR

6.18 getEnvMode

ActionEvent: getEnvMode

Request	http://<IP>/cgi-bin/camera.cgi?action= getEnvMode
Response	envMode=
Comment	
Method	GET



6.19 setIRCutFilter

ActionEvent: setIRCutFilter

Request	http://<IP>/cgi-bin/camera.cgi? action= setIRCutFilter mode= thresholdLevel=
Response	
Comment	
Method	POST

SIRCutFilterSetting	Req or Opt or N	Data type	Allowed Value	notes
mode	R	Int	[0,5]	0, IRCUT_MODE_OFF 1, IRCUT_MODE_ON 2, IRCUT_MODE_AUTO
thresholdLevel	R	Int	[0,100]	Reserved

6.20 getIRCutFilter

ActionEvent: getIRCutFilter

Request	http://<IP>/cgi-bin/camera.cgi?action= getIRCutFilter
Response	mode= thresholdLevel=
Comment	
Method	GET

6.21 setIRLED

ActionEvent: setIRLED

Request	http://<IP>/cgi-bin/camera.cgi? action= setIRLED mode= thresholdLevel=
Response	
Comment	
Method	POST

SIRLEDSetting	Req or Opt or N	Data type	Allowed Value	notes
mode	R	Int	[0,2]	0, IRLED_OFF 1,IRLED_ON 2,IRLED_MODE_A UTO
thresholdLevel	R	Int	[0,100]	Reserved

6.22 getIRLED

ActionEvent: getIRLED

Request	http://<IP>/cgi-bin/camera.cgi?action= getIRLED
Response	mode= thresholdLevel=
Comment	
Method	GET

6.23 setVideoOverlay

ActionEvent: setVideoOverlay

Request	http://<IP>/cgi-bin/camera.cgi? action= setVideoOverlay useTimestamp= displayString= useImage= useText= osdPalette1.y= osdPalette1.Cb= osdPalette1.Cr= osdPalette2.y= osdPalette2.Cb= osdPalette2.Cr= osdWindow1.x= osdWindow1.y= osdWindow1.transparent= osdWindow2.x= osdWindow2.y= osdWindow2.transparent=
Response	
Comment	
Method	POST

SOsdPalette	Req or Opt or N	Data type	Allowed Value	notes
y	R	Int	[0,255]	
Cb	R	Int	[0,255]	
Cr	R	Int	[0,255]	

SOsdWindow	Req or Opt or N	Data type	Allowed Value	notes
x	R	Int		Range: depends on resolution
y	R	Int		Range: depends on resolution
transparent	R	Int	[0,3]	0:0%, 1:50%, 2:75%, 3:100%

SVideoOverlaySetting	Req or Opt or N	Data type	Allowed Value	notes
useTimestamp	R	Int	[0,1]	0: TimeStamp_off 1: TimeStamp_on
displayString	R	Char[50]	[0,1]	
useImage	R	Int	[0,1]	
enabled	R	Int	[0,1]	0:disabled 1:enabled

6.24 getVideoOverlay

ActionEvent: getVideoOverlay

Request	<code>http://<IP>/cgi-bin/camera.cgi?action=getVideoOverlay</code>
Response	<pre> useTimestamp= displayString= useImage= useText= osdPalette1.y= osdPalette1.Cb= osdPalette1.Cr= </pre>

	osdPalette2.y= osdPalette2.Cb= osdPalette2.Cr= osdWindow1.x= osdWindow1.y= osdWindow1.transparent= osdWindow2.x= osdWindow2.y= osdWindow2.transparent=
Comment	
Method	GET

6.25 setAutolris

ActionEvent: setAutolris

Request	http://<IP>/cgi-bin/camera.cgi? action= setAutolris enabled
Response	
Comment	
Method	POST

SAutolris	Req or Opt or N	Data type	Allowed Value	notes
enabled	R	Int	[0,1]	0:DISAB LED 1:ENAB LED

6.26 getAutolris

ActionEvent: getAutolris

Request	http://<IP>/cgi-bin/camera.cgi?action= getAutolris
Response	enabled=
Comment	
Method	GET

6.27 setCameraSetting

ActionEvent: setCameraSetting

Request	
	<pre>http://<IP>/cgi-bin/camera.cgi? action=setCameraSetting whiteBalance.mode=0 whiteBalance.level=0 brightness.level=1 colorSaturation.level=-1 flipEnabled=0 mirrorEnabled=0 sharpness.level=2 contrast.level=0 freq=0 effectMode=0 colorMode= envMode=1 IRCutFilter.mode=2 IRCutFilter.thresholdLevel=0 IRLED.mode=2 IRLED.thresholdLevel=0 autoIris.enabled=1 videoOverlay.useTimestamp=1 videoOverlay.displayString=HELLO videoOverlay.useImage=0 videoOverlay.useText= videoOverlay.osdPalette1.y=255 videoOverlay.osdPalette1.Cb=128 videoOverlay.osdPalette1.Cr=128 videoOverlay.osdPalette2.y=16 videoOverlay.osdPalette2.Cb=128 videoOverlay.osdPalette2.Cr=128 videoOverlay.osdWindow1.x=0 videoOverlay.osdWindow1.y=13 videoOverlay.osdWindow1.transparent=0 videoOverlay.osdWindow2.x=0 videoOverlay.osdWindow2.y=0 videoOverlay.osdWindow2.transparent=0 shutterSpeed.level=0 gain.mode= gain.level=0 privacy.enabled=0 privacy.FullScreenEnabled=0 privacy.PriWindow1.x=0 privacy.PriWindow1.y=0 privacy.PriWindow1.enabled=0 privacy.PriWindow2.x=0 privacy.PriWindow2.y=0</pre>

	privacy.PriWindow2. enabled=0
Response	
Comment	
Method	POST

6.28 getCameraSetting

ActionEvent: getCameraSetting

Request	http://<IP>/cgi-bin/camera.cgi?action= getCameraSetting
Response	<pre> whiteBalance.mode=0 brightness.level=1 colorSaturation.level=-1 flipEnabled=0 mirrorEnabled=0 sharpness.level=2 contrast.level=0 freq=0 effectMode=0 colorMode= envMode=1 IRCutFilter.mode=2 IRCutFilter.thresholdLevel=0 IRLED.mode=2 IRLED.thresholdLevel=0 autoIris.enabled=1 videoOverlay.useTimestamp=1 videoOverlay.displayString=HELLO videoOverlay.useImage=0 videoOverlay.useText= videoOverlay.osdPalette1.y=255 videoOverlay.osdPalette1.Cb=128 videoOverlay.osdPalette1.Cr=128 videoOverlay.osdPalette2.y=16 videoOverlay.osdPalette2.Cb=128 videoOverlay.osdPalette2.Cr=128 videoOverlay.osdWindow1.x=0 videoOverlay.osdWindow1.y=13 videoOverlay.osdWindow1.transparent=0 videoOverlay.osdWindow2.x=0 videoOverlay.osdWindow2.y=0 videoOverlay.osdWindow2.transparent=0 shutterSpeed.level=0 gain.mode=0 gain.level=0 privacy.enabled=0 privacy.FullScreenEnabled=0 privacy.PriWindow1.x=0 privacy.PriWindow1.y=0 privacy.PriWindow1. enabled=0 </pre>

	privacy.PriWindow2.x=0 privacy.PriWindow2.y=0 privacy.PriWindow2.enabled=0
Comment	
Method	GET

6.29 setShutterSpeed

ActionEvent: setShutterSpeed

Request	http://<IP>/cgi-bin/camera.cgi? action= setShutterSpeed level=
Response	
Comment	
Method	POST

ShutterSpeed	Req or Opt or N	Data type	Allowed Value	notes
level	R	Int	[0,4]	

6.30 getShutterSpeed

ActionEvent: getShutterSpeed

Request	http://<IP>/cgi-bin/camera.cgi?action= getShutterSpeed
Response	level=
Comment	
Method	GET

6.31 setGain

ActionEvent: setGain

Request	http://<IP>/cgi-bin/camera.cgi action= setGain mode= level=
Response	
Comment	
Method	POST

Gain	Req or Opt or N	Data type	Allowed Value	notes
mode	R	Int	[0,1]	0:disabled 1:enabled
level	R	Int	[0,4]	

6.32 getGain

ActionEvent: getGain

Request	http://<IP>/cgi-bin/camera.cgi?action= getGain
Response	mode= level=
Comment	
Method	GET

6.33 setPrivacy

ActionEvent: setPrivacy

Request	<pre> http://<IP>/cgi-bin/camera.cgi? action= setPrivacy enabled= fullScreenEnabled= privacyButtonEnabled= priWindow1.enabled= priWindow1.x1= priWindow1.y1= priWindow1.x2= priWindow1.y2= priWindow2.enabled= priWindow2.x1= priWindow2.y1= priWindow2.x2= priWindow2.y2= </pre>
Response	
Comment	
Method	POST

Privacy	Req or Opt or N	Data type	Allowed Value	notes
enabled	R	Int	[0,1]	0:disabled 1:enabled Feature works.
fullScreenEnabled	R	Int	[0,1]	0:disabled 1:enabled
privacyButtonEnabled	R	Int	[0,1]	0:disabled 1:enabled Function works.

PriWindow	Req or Opt or N	Data type	Allowed Value	notes
enabled	R	Int	[0,1]	0:disabled 1:enabled
x1	R	Int		depends on resolution
x2	R	Int		depends on resolution

y1	R	Int		depends on resolution
y2	R	Int		depends on resolution

6.34 getPrivacy

ActionEvent: getPrivacy

Request	http://<IP>/cgi-bin/camera.cgi action= getPrivacy
Response	enabled= fullScreenEnabled= privacyButtonEnabled= priWindow1. enabled= priWindow1.x1= priWindow1.y1= priWindow1.x2= priWindow1.y2= priWindow2. enabled= priWindow2.x1= priWindow2.y1= priWindow2.x2= priWindow2.y2=
Comment	
Method	POST



7. Audio

Audio API allows applications to

- 1) set/get the audio device setting
- 2) set/get the volume of the audio device

7.1 setAudioDevice

ActionEvent: setAudioDevice

Request	http://<IP>/cgi-bin/audio.cgi? action= setAudioDevice muted= level = mediaType= voiceSource = echo=
Response	
Comment	
Method	POST

SAudioDeviceSetting	Req or Opt or N	Data type	Allowed Value	notes
muted	R	Int	[0,1]	1: (muted), 0: (un-muted)
level	R	Int	[1,100]	Speaker volume
mediaType	N	Int	[0,1]	0, Full 1, Half duplex
voiceSource	R	Int	[0,1]	0, MIC 1, Line in
echo	R	Int	[0,1]	0: disabled 1: enabled

7.2 getAudioDevice

ActionEvent: getAudioDevice

Request	http://<IP>/cgi-bin/ audio.cgi?action= getAudioDevice
Response	muted = level = mediaType= voiceSource =
Comment	
Method	GET

7.3 setAudioMuteState

ActionEvent: setAudioMuteState

Request	http://<IP>/cgi-bin/audio.cgi? action= setAudioMuteState muted=
Response	
Comment	
Method	POST

7.4 getAudioMuteState

ActionEvent: getAudioMuteState

Request	http://<IP>/cgi-bin/audio.cgi?action= getAudioMuteState
Response	muted=
Comment	
Method	GET



7.5 setAudioVolume

ActionEvent: setAudioVolume

Request	http://<IP>/cgi-bin/audio.cgi? action= setAudioVolume level=
Response	
Comment	
Method	POST

7.6 getAudioVolume

ActionEvent: getAudioVolume

Request	http://<IP>/cgi-bin/audio.cgi?action= getAudioVolume
Response	level=
Comment	
Method	GET

7.7 playaudio

ActionEvent: play

Request	http://<IP>/cgi-bin/audio.cgi? action=play name=
Response	
Comment	The device will start to play the audio
Method	POST



	Req or Opt or N	Data type	Allowed Value	notes
name	R	Char[64]		

7.8 stopaudio

ActionEvent: stopaudio

Request	http://<IP>/cgi-bin/audio.cgi? action=stopaudio
Response	
Comment	The device will stop playing the audio
Method	POST

7.9 recordaudio

ActionEvent: record

Request	http://<IP>/cgi-bin/audio.cgi? action=record name=
Response	
Comment	The device will start to record the audio
Method	POST



7.10 stoprecordaudio

ActionEvent: stoprecord

Request	http://<IP>/cgi-bin/audio.cgi? action=stoprecord
Response	
Comment	The device will stop recording the audio
Method	POST

7.11 getFilestatus

ActionEvent: getFilestatus

Request	http://<IP>/cgi-bin/audio.cgi?action=getFilestatus
Response	size= audiofile1.name= audiofile1.size= audiofile1.time= audiofile1.codecType= audiofile2.name= audiofile2.size= audiofile2.time= audiofile2.codecType=
Comment	
Method	GET

7.12 removeAudioFile

ActionEvent: remove

Request	http://<IP>/cgi-bin/audio.cgi? action=remove name=
Response	
Comment	The device will stop recording the audio
Method	POST

8. Network

Network API allows applications to set/get the network-related settings including IP address, WIFI network, etc.

8.1 setBasicNetwork

ActionEvent: setBasicNetwork

Request	<pre> http://<IP>/cgi-bin/basicNetwork.cgi? action= set ===== //STATIC addressType=0 ipv4Address= subnetMask= gatewayAddress= dnsAddress1= dnsAddress2= ===== // DHCP, addressType=1 ===== // PPPOE addressType=2 pppoe.username= pppoe.password= </pre>
Response	
Comment	
Method	POST

SPPPoESetting	Req or Opt or N	Data type	Allowed Value	notes
username	R	Char[128]		Reject <code>^[^#\$%^&*{} "]';\ V<>?\\]\$%</code>
password	R	Char[128]		reject <code>[^& :'";<>?./+=%*#space</code>

SBasicNetworkSetting	Req or Opt or N	Data type	Allowed Value	notes
addressType	R	Int	[0,2]	0, STATIC 1, DHCP 2, PPPOE

ipv4Address	R	Char[16]		1~223 . 0~255 . 0~255 . 1~254 reject: 127.0.0.1
subnetMask	R	Char[16]		1~255 . 0~255 . 0~255 . 0~254
gatewayAddress	R	Char[16]		1~223 . 0~255 . 0~255 . 1~254 reject: 127.0.0.1
dnsAddress1	R	Char[16]		1~223 . 0~255 . 0~255 . 1~254 reject: 127.0.0.1
dnsAddress2	R	Char[16]		1~223 . 0~255 . 0~255 . 1~254 reject: 127.0.0.1

8.2 getBasicNetwork

ActionEvent: getBasicNetwork

Request	http://<IP>/cgi-bin/basicNetwork.cgi?action= get
Response	addressType= (0=Static,1=DHCP, 2=PPPoE) ipv4Address= subnetMask= gatewayAddress= dnsAddress1= dnsAddress2= pppoe.username= pppoe.password=
Comment	
Method	GET

8.3 setUPnP

ActionEvent: setUPnP

Request	http://<IP>/cgi-bin/upnp.cgi? action= set enabled= name=
Response	
Comment	
Method	POST

SUPnPSetting	Req or Opt or N	Data type	Allowed Value	notes
enabled	R	Int	[0,1]	0:disabled 1:enabled

upnpName	R	Char[128]		
----------	---	-----------	--	--

8.4 getUPnP

ActionEvent: getUPnP

Request	http://<IP>/cgi-bin/upnp.cgi?action= get
Response	enabled= name=
Comment	
Method	GET



8.5 setDDNS

ActionEvent: setDDNS

Request	<pre> http://<IP>/cgi-bin/ddns.cgi? action=set dyndnsEnabled= dyndns.wildcardEnabled= dyndns.username= dyndns.password= dyndns.hostname= tzodnsEnabled= tzodns.wildcardEnabled= tzodns.username= tzodns.password= tzodns.hostname= </pre>
Response	
Comment	
Method	POST

SDDNSSetting	Req or Opt or N	Data type	Allowed Value	notes
dyndnsEnabled	R	Int	[0,1]	0:disabled 1:enabled
tzodnsEnabled	R	Int	[0,1]	0:disabled 1:enabled

SDDNSEntry	Req or Opt or N	Data type	Allowed Value	notes
username	R	Char[128]		Table
password	R	Char[128]		Table
hostname	R	Char[128]		
wildcardEnabled	R	Int	[0,1]	0:disable d 1:enable d

Table: username

SDDNSEntry	RejectRule
dyndns	Reject[[]\& "; >*'#\$%^.?/{}]
tzodns	Should be EmailAddress format type.

Table:password

SDDNSEntry	Length	RejectRule
dyndns	6~29	Reject[]\&!";<>?./+=%*#space
tzodns	16~24	Reject[]\&!";<>?./+=%*#space

8.6 getDDNS

ActionEvent: getDDNS

Request	http://<IP>/cgi-bin/ddns.cgi? action= get
Response	dyndnsEnabled=0 dyndns.wildcardEnabled= dyndns.username= dyndns.password= dyndns.hostname= tzodnsEnabled= tzodns.wildcardEnabled= tzodns.username= tzodns.password= tzodns.hostname=
Comment	
Method	GET



8.7 setEthernet

ActionEvent: setEthernet

Request	http://<IP>/cgi-bin/ethernet.cgi? action= set mediaType=
Response	
Comment	
Method	POST

SEthernetSettin g	Req or Opt or N	Data type	Allowed Value	notes
mediaType	R	Int	[0,4]	0, AUTO 1, 10_HALF_DUPLEX 2, 10_FULL_DUPLEX 3, 100_HALF_DUPLEX 4, 100_FULL_DUPLEX

8.8 getEthernet

ActionEvent: getEthernet

Request	http://<IP>/cgi-bin/ethernet.cgi?action= get
Response	mediaType=
Comment	
Method	GET

8.9 setWIFI

ActionEvent: setWIFI

Request	<code>http://<IP>/cgi-bin/wifi.cgi? action=set enabled= mode= operationMode= channel= SSID= preamble= rtsThreshold= fragmentationThreshold= authentication= channelBandWidth= securityMode= WEP. authenticationType= WEP. defaultTransmitKeyIndex = WEP. wepKeyLength = WEP. encryptionKeyList. Keyentry1.encryptionKey= WEP. encryptionKeyList. Keyentry2.encryptionKey= WEP. encryptionKeyList. Keyentry3.encryptionKey= WEP. encryptionKeyList. Keyentry4.encryptionKey= WPA. algorithmType= WPA.sharedKey= WPS.WPSMode= WPS.PINCode=</code>
Response	
Comment	
Method	POST

SWPS	Req or Opt or N	Data type	Allowed Value	notes
WPSMode	R	Int	[0,2]	0:NONE 1:PIN 2:PBC
PINCode	R	Char[64]		

SWPA	Req or Opt or N	Data type	Allowed Value	notes
algorithmType	R	Int	[0,3]	0: TKIP 1: AES 2: TKIP_A ES
sharedKey	R	Char[64]		

SKeyentry	Req or Opt or N	Data type	Allowed Value	notes
encryptionKey	R	Char[64]		

SWEP	Req or Opt or N	Data type	Allowed Value	notes
authenticationType	R	Int	[0,2]	0: OPEN 1: SHARED 2: WEPAUTO
defaultTransmitKeyIndex	R	Int	[1,4]	
wepKeyLength	R	Int		Key length:64 bits or 128 bits

SWIFISetting	Req or Opt or N	Data type	Allowed Value	notes
enabled	R	Int	[0,1]	0:disabled 1:enabled
mode	R	Int	[0,1]	0,WIFI_ACCESS_MODE_INFRASTRUCTURE 1,WIFI_ACCESS_MODE_ADHOC
operationMode	R	Int	[0,6]	0,WIFI_OP_MODE_AU

				TO 1,WIFI_OP_MODE_11G_ONLY 2,WIFI_OP_MODE_11B_ONLY 3, WIFI_OP_MODE_11N_ONLY 4, WIFI_OP_MODE_11BG_MIXED 5, WIFI_OP_MODE_11GN_MIXED 6, WIFI_OP_MODE_11BGN_MIXED
channel	R	Int	[0,13]	(0) Auto, 1-13
wmm	R	Int		0:disabled 1:enabled
SSID	R	Char[31]		
Preamble	R	Int	[0,1]	0,WIFI_PREAMBLE_TYPE_LONG 1,WIFI_PREAMBLE_TYPE_SHORT
rtsThreshold	R	Int	[1,2347]	
fragmentationThreshold	R	Int	[256,2346]	
authentication	R	Int	[0,1]	0,WIFI_AUTHENTICATION_TYPE_OPEN 1,WIFI_AUTHENTICATION_TYPE_SHARED_KEY
channelBandWidth	R	Int	[0,1]	0, FORTY_MHZ 1, TWENTY_MHZ
securityMode	R	Int	[0,3]	0, WL_NONE 1, WL_WEP 2, WL_WPA2PSK 3, WL_WPA2PSK

SIEEE_802_1xSetting	Req or Opt or N	Data type	Allowed Value	notes
enabled	R	Int	[0,1]	0:disabled 1:enabled
authenticationProtocolType	R	Int	[0,4]	Table

innerTTLSAuthenticationMethod	R	Int	[0,3]	Table
innerEAPProtocolType	R	Int	[0,1]	Table
validateServerEnabled	R	Int	[0,1]	0:disabled 1:enabled
userName	R	Char[65]		
password	R	Char[65]		
anonymousID	R	Char[65]		
autoPACProvisioningEnabled	R	Int	[0,1]	0:disabled 1:enabled
caline	R	Int		
clientline	R	Int		
PACline	R	Int		

Table: Available authenticationProtocolType

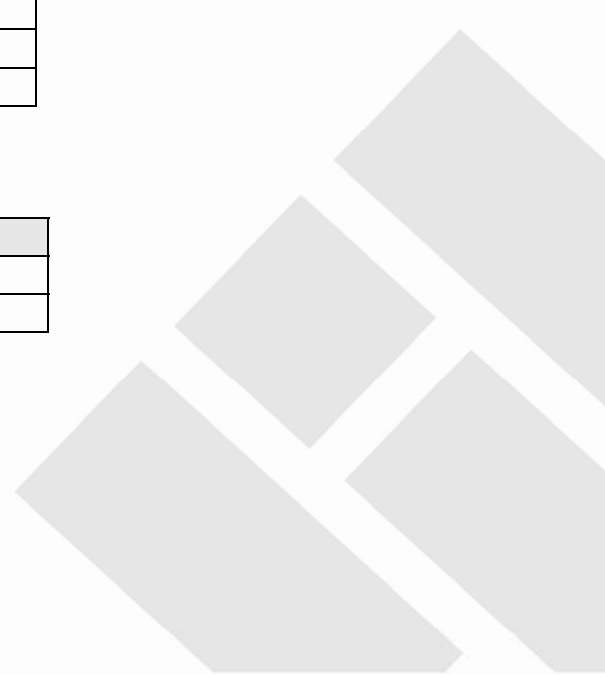
type	Value
WL_EAP_TLS	0
WL_EAP_TTLS	1
WL_EAP_PEAP	2
WL_EAP_FAST	3
WL_EAP_LEAP	4

Table: Available innerTTLSAuthenticationMethod

type	Value
WL_MSCHAP	0
WL_MSCHAPV2	1
WL_PAP	2
WL_EAP_FAST	3

Table: Available innerEAPProtocolType

type	Value
WL_INNER_EAP_TLS	0
WL_EAP_OTP	1



8.10 getWiFi

ActionEvent: getWiFi

Request	http://<IP>/cgi-bin/wifi.cgi? action= get
Response	<pre> enabled= mode= operationMode= channel= SSID= preamble= rtsThreshold= fragmentationThreshold= authentication= channelBandWidth= securityMode= (a.) securityMode=0 return Nothing!! (b.) securityMode=1 WEP. authenticationType= WEP. defaultTransmitKeyIndex = WEP. wepKeyLength= WEP. encryptionKeyList.Keyentry1.encryptionKey= WEP. encryptionKeyList.Keyentry2.encryptionKey= WEP. encryptionKeyList.Keyentry3.encryptionKey= WEP. encryptionKeyList.Keyentry4.encryptionKey= (c.) securityMode=2 WPA. algorithmType= WPA.sharedKey= (d.) securityMode=3 WPA. algorithmType= WPA.sharedKey= WPS.WPSMode= WPS.PINCode </pre>
Comment	
Method	GET

8.11 setIPFilter

ActionEvent: setIPFilter

Request	<pre> http://<IP>/cgi-bin/IPFilter.cgi? action=set permissionType= enabled= allow.enabled1= allow.startIP1= allow.endIP1= </pre>
----------------	---

	allow.enabled2= allow.startIP2= allow.endIP2= deny.enabled1= deny.startIP1= deny.endIP1= deny.enabled2= deny.startIP2= deny.endIP2=
Response	
Comment	
Method	POST

SIPFilterSetting	Req or Opt or N	Data type	Allowed Value	notes
enabled	R	Int	[0,1]	0:disabled 1:enabled
permissionType	R	Int	[0,1]	0: Deny 1: Allow



SFilterAddressEntry	Req or Opt or N	Data type	Allowed Value	notes
enabled	R	Int	[0,1]	0:disabled 1:enabled
startIP	R	Char[16]		
endIP	R	Char[16]		

8.12 getIPFilter

ActionEvent: getIPFilter

Request	http://<IP>/cgi-bin/ IPFilter.cgi? action=get
Response	enabled= permissionType= allow.size= allow.enabled1= allow.startIP1= allow.endIP1= allow.enabled2= allow.startIP2= allow.endIP2= deny.size= deny.enabled1= deny.startIP1= deny.endIP1= deny.enabled2= deny.startIP2= deny.endIP2=
Comment	
Method	GET

9. Storage

Storage API allows applications to configure the storage devices which could be reached by the IPCAM unit.

9.1 getSDstatus

ActionEvent: getSDstatus

Request	http://<IP>/cgi-bin/sdcard.cgi?action= getSDstatus
Response	size= file1.name= file1.size= file1.time= file2.name= file2.size= file2.time=
Comment	
Method	GET

9.2 mount

ActionEvent: mount

Request	http://<IP>/cgi-bin/sdcard.cgi?action= mount
Response	
Comment	
Method	GET

9.3 umount

ActionEvent: umount

Request	http://<IP>/cgi-bin/sdcard.cgi?action= umount
Response	
Comment	
Method	GET

9.4 removeFile

ActionEvent: rm

Request	http://<IP>/cgi-bin/sdcard.cgi?action=rm&filename=
Response	
Comment	
Method	GET



10. System

System API allows applications to configure miscellaneous system settings which are not covered by any other category. These settings include Time, Syslog, etc.

// NOTE: In the future, we may switch to rsyslog instead of syslogd.

10.1 getDeviceInfo

ActionEvent: getDeviceInfo

Request	http://<IP>/cgi-bin/system.cgi?action= get
Response	chipVersion= sensorID= macAddress= firmwareVersion= firmwareReleasedDate= InternalName= ProductName= ModelNumber= CompanyName= Comments=
Comment	
Method	GET

10.2 setTimeSetting

ActionEvent: setTimeSetting

Request	<pre> http://<IP>/cgi-bin/time.cgi? action=set type=0 or ===== ===== type=1 enableDST= timezoneID= manual.year= manual.month= manual.day= manual.hour= manual.minute= manual.second= or ===== </pre>
----------------	---

	===== type=2 enableDST= timezoneID= ntp.ntpServerLoc1= ntp.ntpServerLoc2=
Response	
Comment	
Method	POST

STimeSetting	Req or Opt or N	Data type	Allowed Value	notes
type	R	Int	[0,2]	Table
enableDST	R	Int	[0,1]	0:disable d 1:enable d
timezoneID	R	Int	[0,24]	Table

Table: Available type

type	Value
TIME_CONFIG_TYPE_NONE	0
TIME_CONFIG_TYPE_MANUAL	1
TIME_CONFIG_TYPE_NTP	2



Table: Available timezoneID

timezoneID	Value
TIME_ZONE_MIN	0
TIME_ZONE_KWAJALEIN	1
TIME_ZONE_SAMOA	2
TIME_ZONE_HAWAII	3
TIME_ZONE_ALASKA	4
TIME_ZONE_LOS_ANGELES	5
TIME_ZONE_PHOENIX	6
TIME_ZONE_MEXICO_CITY	7
TIME_ZONE_NEW_YORK	8
TIME_ZONE_SANTIAGO	9
TIME_ZONE_SAO_PAULO,	10
TIME_ZONE_NORONHA_ISLAND,	11
TIME_ZONE_PRAIA,	12
TIME_ZONE_LONDON,	13
TIME_ZONE_PARIS,	14
TIME_ZONE_CAIRO,	15
TIME_ZONE_MOSCOW,	16
TIME_ZONE_DUBAI,	17
TIME_ZONE_KARACHI,	18
TIME_ZONE_DHAKA,	19
TIME_ZONE_JAKARTA,	20
TIME_ZONE_HONG_KONG,	21
TIME_ZONE_TOKYO,	22
TIME_ZONE_SYDNEY,	23
TIME_ZONE_NOUMEA,	24
TIME_ZONE_NewZealand,	25
TIME_ZONE_MAX	26

SNTPTTimeSetting	Req or Opt or N	Data type	Allowed Value	notes
ntpServerLoc1	R	Char[128]		Only hostname
ntpServerLoc2	R	Char[128]		Only hostname

SManualTimeSetting	Req or Opt or N	Data type	Allowed Value	notes
year	R	Int	[2009,2038]	
month	R	Int	[1,12]	
day	R	Int	[1,31]	
hour	R	Int	[0,23]	

minute	R	Int	[0,59]	
second	R	Int	[0,59]	

10.3 getTimeSetting

ActionEvent: getTimeSetting

Request	http://<IP>/cgi-bin/time.cgi?action= get
Response	type= enableDST= timezoneID= manual.year= manual.month= manual.day= manual.hour= manual.minute= manual.second= enableDST= timezoneID= ntp.ntpServerLoc1= ntp.ntpServerLoc2=
Comment	
Method	GET

10.4 setSyslogSetting

ActionEvent: setSyslogSetting

Request	http://<IP>/cgi-bin/syslog.cgi? action= set localLogLevel= useRemoteLog= addressingFormatType= remoteServerAddress= remoteServerPort=
Response	
Comment	
Method	POST

SSyslogSetting	Req or Opt or N	Data type	Allowed Value	notes
localLogLevel	R	Int	[0,7]	table
useRemoteLog	R	Int	[0,1]	0:disable 1:enable d
addressingFormatTyp	R	Int	[0,1]	table

e				
remoteServerAddress	R	Char[128]		
remoteServerPort	R	Int	514,[1025,65534]	

Table: Available localLogLevel

timezoneID	Value
SLOG_EMERG	0
SLOG_ALERT	1
SLOG_CRIT	2
SLOG_ERR	3
SLOG_WARNING	4
SLOG_NOTICE	5
SLOG_INFO	6
SLOG_DEBUG	7

Table: Available addressingFormatType

addressingFormatType	Value
IP_TYPE	0
HOSTNAME_TYPE	1

10.5 getSyslogSetting

ActionEvent: getSyslogSetting

Request	http://<IP>/cgi-bin/syslog.cgi ?action= get
Response	localLogLevel= useRemoteLog= addressingFormatType= remoteServerAddress= remoteServerPort=
Comment	
Method	GET

10.6 getSyslogFile

ActionEvent: getSyslogFile

Request	http://<IP>/syslog.dump
Response	Content of syslog.
Comment	
Method	GET

ActionEvent: syslogClear

Request	http://<IP>/cgi-bin/syslog.cgi?action=clear
Response	
Comment	Clear syslog.
Method	GET

ActionEvent: getSystemStatus

Request	http://<IP>/cgi-bin/systemStatus.cgi?action=get
Response	
Comment	
Method	GET



11. Admin

Admin API enables applications to execute administrative tasks on the IPCAM unit. The tasks include add/delete users, upgrade firmware, etc.

11.1 addUser

ActionEvent: addUser

Request	http://<IP>/cgi-bin/users.cgi? action= add index= username=<username> password=<password> privilege=<privilege>
Response	
Comment	
Method	POST

SUserSetting	Req or Opt or N	Data type	Allowed Value	notes
index	R	Int		Based on GUI index
username	R	Char[30]		Reject []\& " ; < > * ` # \$ ^ . ? / { } Length limited:[4,29]
password	R	Char[30]		Reject [] < > " # \ & ; ? * Length limited:[4,29]
privilege	R	Int	[0,2]	table

Table: Available privilege

privilege	Value
USER_PRIVILEGE_VIEW	0
USER_PRIVILEGE_ADMIN	1
USER_PRIVILEGE_REMOTE_VIEW	2

11.2 deleteUser

ActionEvent: deleteUser

Request	http://<IP>/cgi-bin/users.cgi? action= delete username=<username>
Response	
Comment	
Method	POST

11.3 getUsers

ActionEvent: getUsers

Request	http://<IP>/cgi-bin/users.cgi?action= getUsers
Response	Size= User1.index= User1.username= User1.password= User1.privilege= ... User2.username= User2.password= User2.privilege=
Comment	
Method	GET

11.4 updateUser

ActionEvent: updateUser

Request	http://<IP>/cgi-bin/users.cgi? action= update index= username=<xxxx> password= privilege=
Response	

Comment	
Method	POST

11.5 setHTTP

ActionEvent: setHTTP

Request	http://<IP>/cgi-bin/http.cgi? action= set enabled= port=
Response	
Comment	
Method	POST

SHTTPSetting	Req or Opt or N	Data type	Allowed Value	notes
enabled	R	Int	[0,1]	0:disable 1:enable d
port	R	Int	80,[1025,65534]	

11.6 setHTTP/HTTPS

ActionEvent: setHTTP/HTTPS

Request	http://<IP>/cgi-bin/http.cgi? action= setAll enabled= port= httpsEnabled= httpsPort=
Response	
Comment	
Method	POST

11.7 getHTTP

ActionEvent: getHTTP

Request	http://<IP>/cgi-bin/http.cgi?action= get
Response	enabled= port=
Comment	
Method	GET

11.8 setHTTPS

ActionEvent: setHTTPS

Request	http://<IP>/cgi-bin/https.cgi? action= set enabled= port=
Response	
Comment	
Method	POST

SHTTPSSetting	Req or Opt or N	Data type	Allowed Value	notes
enabled	R	Int	[0,1]	0:disabled 1:enabled
port	R	Int	443,[1025,65534]	

11.9 getHTTPS

ActionEvent: getHTTPS

Request	http://<IP>/cgi-bin/https.cgi?action= get
Response	enabled= port=
Comment	
Method	GET

11.10 resetToDefault

ActionEvent: resetToDefault

Request	http://<IP>/cgi-bin/reset.cgi?action= reset
Response	
Comment	Reset all settings to factory default
Method	GET

11.11 upgradeFirmware

ActionEvent: upgradeFirmware

Request	http://<IP>/cgi-bin/upgradeFirmware.cgi? action= upgrade
----------------	--

	Followed by the IPCam firmware
Response	
Comment	Upgrade the system firmware upon this request
Method	POST

SFWUPGRADE	Req or Opt or N	Data type	Allowed Value	notes
filename	R	Char[64]		Reject ‘ ‘
status	R	Int		Reserv ed ,onl y get

11.12 reboot

ActionEvent: reboot

Request	http://<IP>/cgi-bin/reboot.cgi?action= reboot
Response	
Comment	Reboot the system
Method	GET/POST

11.13 importConfigFile

ActionEvent: importConfigFile

Request	http://<IP>/cgi-bin/ConfigFile.cgi? action= set filename =
Response	
Comment	
Method	POST

SConfigFile	Req or Opt or N	Data type	Allowed Value	notes
filename	R	Char[64]		Reject ‘ ‘

11.14 exportConfigFile

ActionEvent: exportConfigFile

Request	http://<IP>/cgi-bin/ConfigFile.cgi?action= get
Response	
Comment	
Method	get

11.15 setPWDComplexity

ActionEvent: setPWDComplexity

Request	http://<IP>/cgi-bin/complexity.cgi? action= set pwdRule1Enabled = pwdRule2Enabled = pwdRule3Enabled =
Response	
Comment	
Method	POST

SComplexityPWDSSetting	Req or Opt or N	Data type	Allowed Value	notes
pwdRule1Enabled	R	Int	[0,1]	0:disabled 1:enabled
pwdRule2Enabled	R	Int	[0,1]	0:disabled 1:enabled
pwdRule3Enabled	R	Int	[0,1]	0:disabled 1:enabled

Note:

1. PwdRule1Enabled must contain at least three of the following forms: lower case letters, upper case letters, digits, and special characters.
2. PwdRule2Enabled cannot include any character which occurs three or more times consecutively.
3. PwdRule3Enabled cannot repeat or reverse the user name.

11.16 getPWDComplexity

ActionEvent: getPWDComplexity

Request	http://<IP>/cgi-bin/complexity.cgi?action= get
Response	pwdRule1Enabled = pwdRule2Enabled = pwdRule3Enabled =
Comment	
Method	GET

12. Capability

ActionEvents

ActionEvent	Description
getCapability	Get camera Capability .
getVideoCodecs	Get video codecs
getResolutions	Get video resolutions
getAudioCodecs	Get audiocodecs

12.1 getCapability

ActionEvent: getCapability

Request	http://<IP>/cgi-bin/capability.cgi?action=get
Response	[media] channels=2 videoCodecs=H264,MJPEG,MPEG4 audioCodecs=PCMA,PCMU, AMR resolutions=1280x800,640x400,320x192 frameRate=2,3,5,7,10,15,20,25,30 bitrate=64,128,256,384,512,768,1500,2000,4000,6000,8000,10000,12000
Comment	
Method	GET

12.2 getVideoCodecs

ActionEvent: getVideoCodecs

Request	http://<IP>/cgi-bin/capability.cgi?action=getVideoCodecs
Response	videoCodecs=H264,MJPEG,MPEG4
Comment	
Method	GET

12.3 getResolutions

ActionEvent: getResolutions

Request	http://<IP>/cgi-bin/capability.cgi?action=getResolutions
Response	resolutions=1280x800,640x400,320x192
Comment	
Method	GET

12.4 getAudioCodecs

ActionEvent: getAudioCodecs

Request	http://<IP>/cgi-bin/ capability .cgi?action= getAudioCodecs
Response	audioCodecs=PCMA,PCMU,AMR
Comment	
Method	GET



13. Motion detection

Motion detection API allows applications to

- 1) set/get the motion detection setting

13.1 setMotionDetection

ActionEvent: setMotionDetection

Request	<pre> http://<IP>/cgi-bin/motiondetection.cgi? action=set enabled=1 channellIndex detectionInterval= region1.enabled= region1.sensitivity= region1.threshold= region1.x= region1.y= region1.x1= region1.y1= region2.enabled= region2.sensitivity= region2.threshold= region2.x= region2.y= region2.x1= region2.y1= region3.enabled= region3.sensitivity= region3.threshold= </pre>
Response	
Comment	
Method	POST

SMDRegionEntry	Req or Opt or N	Data type	Allowed Value	notes
enabled	R	Int	[0,1]	
sensitivity	R	Int	[1, 100]	
threshold	R	Int	[1, 100]	
x	R	Int	>=0	
y	R	Int	>=0	
x1	R	Int	>=0	

y1	R	Int	>=0	
----	---	-----	-----	--

Note:

Sensitivity: When sensitivity is 90 (High value), the motion detection is easily triggered.

Threshold: When threshold is 10 (low value), the motion detection is easily triggered.

SMDEntry	Req or Opt or N	Data type	Allowed Value	notes
enabled	R	Int	[0,1]	
channelIndex	R	Int	[1, 5]	
detectionInterval	R	Int	>0	millisecond

13.2 getMotionDetection

ActionEvent: getMotionDetection

Request	http://<IP>/cgi-bin/motiondetection.cgi?action= getMD &index=<index>
Response	enabled=1 detectionInterval= region.size region1.enabled= region1.sensitivity= region1.threshold= region1.x= region1.y= region1.x1= region1.y1= region2.enabled= region2.sensitivity= region2.threshold= region2.x= region2.y= region2.x1= region2.y1= region3.enabled= region3.sensitivity= region3.threshold=
Comment	
Method	GET

13.3 getMotionDetections

ActionEvent: getMotionDetections

Request	http://<IP>/cgi-bin/ motiondetection.cgi?action= get
Response	<pre> size= MD1.enabled=1 MD1.channelIndex MD1.detectionInterval= MD1.region.size MD1.region1.enabled= MD1.region1.sensitivity= MD1.region1.threshold= MD1.region1.x= MD1.region1.y= MD1.region1.x1= MD1.region1.y1= MD1.region2.enabled= MD1.region2.sensitivity= MD1.region2.threshold= MD1.region2.x= MD1.region2.y= MD1.region2.x1= MD1.region2.y1= MD1.region3.enabled= MD1.region3.sensitivity= MD1.region3.threshold= MD1.region3.x= MD1.region3.y= MD1.region3.x1= MD1.region3.y1= </pre>
Comment	
Method	GET

14. Event

Event API allows applications to

- 1) set/get the event setting
- 2) set/get the notification setting

14.1 setEventSetting

ActionEvent: setEventSetting

Request	<pre> http://<IP>/cgi-bin/event.cgi? action= setEventSetting R1index= R1enabled= R1name= R1eventID= R1sched.type= R1sched.time= R1actions= R2index=... ... </pre>
Response	
Comment	
Method	POST

SEventScheduleSetting	Req or Opt or N	Data type	Allowed Value	notes
type	R	Int	[0,2]	Table
time	R	Char[128]		

Table: Available type

type	Value
EVENT_SCHEDULE_ALWAYS	0
EVENT_SCHEDULE_WEEKLY	1
EVENT_SCHEDULE_NEVER	2

SEventRuleSetting	Req or Opt or N	Data type	Allowed Value	notes
Index	R	Int	[0,10]	
enabled	R	Int	[0,1]	0:enabl

				ed 1:disab led
name	R	Char[10]		
eventID	R	Int	196609	Trigger MD Event ID numbe r 196609 Table
actions	R	Char[128]	ftp,smtp,samb a	Table

Table: Available eventID

eventID	Value
MD	196608+1
DI	196608+2
PIR Sensor	196608+3
	196608+4

Table: Available actions

methodType	Value
ACTION_NAME_FTP	ftp
ACTION_NAME_EMAIL	smtp
ACTION_NAME_SAMBA	samba
ACTION_NAME_HTTP	http
ACTION_NAME_LIGHT	LightLed
ACTION_NAME_PLAYAUDIO	playAudio
ACTION_NAME_DO	DO
ACTION_NAME_RECORD_VIDEO	RecordVideo

14.2 addEventSetting

ActionEvent: addEventSetting

Request	<pre> http://<IP>/cgi-bin/event.cgi? action= addEventSetting index= enabled= name= eventID= sched.type= </pre>
----------------	---

	sched.time= actions=
Response	
Comment	
Method	POST

14.3 updateEventSetting

ActionEvent: updateEventSetting

Request	http://<IP>/cgi-bin/event.cgi? action= updateEventSetting index= enabled= name= eventID= sched.type= sched.time= actions=
Response	
Comment	
Method	POST

14.4 removeEventSetting

ActionEvent: removeEventSetting

Request	http://<IP>/cgi-bin/event.cgi? action= removeEventSetting index=
Response	
Comment	
Method	POST

14.5 getEventPolicy

ActionEvent: getEventPolicy

Request	http://<IP>/cgi-bin/event.cgi?action= getEventPolicy
Response	size= R1index= R1enabled= R1name= R1eventID= R1sched.type= R1sched.time= R1actions=

	R2index=...
Comment	
Method	GET

14.6 getEventRule

ActionEvent: getEventRule

Request	http://<IP>/cgi-bin/event.cgi?action= getEventRule
Response	index=0 enabled=0 name= eventID=0 sched.type=0 sched.time= actions=
Comment	
Method	GET

14.7 setEmailSetting

ActionEvent: setEmailSetting

Request	http://<IP>/cgi-bin/event.cgi? action= setEmailSetting senderAddress= receiverAddress1= receiverAddress2= senderName= subject= attachedVideoURLEnabled= attachedSnapShotEnabled= attachedVideoClipEnabled= authenticationMode1= port1= smtpServerHostName1 accountName1= password1= authenticationMode2= port2= smtpServerHostName2= accountName2= password2=
Response	
Comment	
Method	POST

SEmailSetting	Req or Opt or N	Data type	Allowed Value	notes
senderAddress	R	Char[64]		E-mail format
receiverAddress1	R	Char[64]		E-mail format
receiverAddress2	R	Char[64]		E-mail format
senderName	R	Char[64]		Reject Table Length limited [1,63]
subject	R	Char[64]		Reject Table Length limited [1,63]
attachedVideoURLEnabled	R	Int	[0,1]	0:disabled 1:enabled
attachedSnapShotEnabled	R	Int	[0,1]	0:disabled 1:enabled
attachedVideoClipEnabled	R	Int	[0,1]	0:disabled 1:enabled

Reject Table:

Parameter	Reject
senderName	[<>"#\&;?*SPACE
subject	[<>"#\&;?*

SMAILINGSERVER	Req or Opt or N	Data type	Allowed Value	notes
authenticationMode	R	Int		Table
portNo	R	Int	25,[1025,65534]	
smtpServerHostName	R	Char[64]		Reject Table Length limited [1,64]
accountName	R	Char[64]		Reject Table Length limited: [1,64]
password	R	Char[64]		Reject Table Length limited [8,63]

Table: Available authenticationMode

authenticationMode	Value
PLAIN	0
LOGIN	1
LOGIN_TLS	2

Reject Table:

Parameter	Reject
smtpServerHostName	[] < > " # ' \ & ; ? *
accountName	[]\& ";<>*'#\$^.{}/()@
TLS_password	[]\& :";<>?./+=%# SPACE

14.8 getEmailSetting

ActionEvent: getEmailSetting

Request	http://<IP>/cgi-bin/event.cgi?action= getEmailSetting
Response	senderAddress= receiverAddress1= receiverAddress2= senderName= subject= attachedVideoURLEnabled= attachedSnapShotEnabled= attachedVideoClipEnabled= authenticationMode1= port1= smtpServerHostName1 accountName1= password1= authenticationMode2= port2= smtpServerHostName2= accountName2= password2=
Comment	
Method	GET

14.9 setFTPSetting

ActionEvent: setFTPSetting

Request	http://<IP>/cgi-bin/event.cgi? action= setFTPSetting uploadSnapShotEnabled= uploadVideoClipEnabled= addressType1= hostName1= ipAddress1= ipv6Address1= port1= accountName1= password1= passiveMode1= addressType2= hostName2= ipAddress2= ipv6Address2= port2= accountName2=
----------------	--

	password2= passiveMode2=
Response	
Comment	
Method	POST

SFTPSetting	Req or Opt or N	Data type	Allowed Value	notes
uploadSnapShotEnabled	R	Int	[0,1]	0:disable 1:enable
uploadVideoClipEnabled	R	Int	[0,1]	0:disable 1:enable

SFTPServer	Req or Opt or N	Data type	Allowed Value	note s
addressType	R	Int	[0,1]	Table
hostname	R	Char[64]		
ipAddress	R	Char[16]		
ipv6Address	R	Char[48]		
portNo	R	Int	21,[1025,65534]	
accountName	R	Char[64]		
password	R	Char[64]		
passiveModeEnabled	R	Int	[0,1]	

Table: Available **addressType**

AddressType	Value
IP_TYPE	0
HOSTNAME_TYPE	1

14.10 getFTPSetting

ActionEvent: getFTPSetting

Request	http://<IP>/cgi-bin/event.cgi?action= getFTPSetting
Response	uploadSnapShotEnabled= uploadVideoClipEnabled= addressType1= hostName1=

	ipAddress1= ipv6Address1= port1= accountName1= password1= passiveMode1= addressType2= hostName2= ipAddress2= ipv6Address2= port2= accountName2= password2= passiveMode2=
Comment	
Method	GET



14.11 setAlarmMedialInfo

ActionEvent: setAlarmMedialInfo

Request	http://<IP>/cgi-bin/event.cgi? action= setAlarmMedialInfo snapShotEnabled = videoClipEnabled = timeBeforeEvent= timeAfterEvent=
Response	
Comment	
Method	POST

SAlarmMedialInfo	Req or Opt or N	Data type	Allowed Value	notes
snapShotEnabled	R	Int	[0,1]	0:disabled 1:enabled
videoClipEnabled	R	Int	[0,1]	0:disabled 1:enabled
preAlarmInterval	R	Int	[1,10]	Second
postAlarmInterval	R	Int	[1,300]	Second

14.12 getAlarmMedialInfo

ActionEvent: getAlarmMedialInfo

Request	http://<IP>/cgi-bin/event.cgi?action= getAlarmMedialInfo
Response	snapShotEnabled = videoClipEnabled = timeBeforeEvent= timeAfterEvent=
Comment	
Method	GET

14.13 setSamba

ActionEvent: setSamba

Request	http://<IP>/cgi-bin/event.cgi? action= setSamba hostDns= IpAddress= Ipv6Address= UserName= Password=
----------------	---

	workgroup= shareDIR= addressTyep= Preserve=
Response	
Comment	
Method	POST

SambaServer	Req or Opt or N	Data type	Allowed Value	notes
hostDns	R	Char[32]		
ipAddress	R	Char[16]		
ipv6Address	R	Char[48]		
userName	R	Char[16]		
password	R	Char[16]		
addressType	R	Int	[0,1]	Table
preserve	R	Char[12]		
workgroup	R	Char[32]		
shareDIR	R	Char[32]		



Table: Available AddressType

AddressType	Value
IP_TYPE	0
HOSTNAME_TYPE	1

14.14 getSamba

ActionEvent: getSamba

Request	http://<IP>/cgi-bin/event.cgi?action= getSamba
Response	addressType= hostDns= ipAddress= ipv6Address= userName= password= preserve= shareDIR= workGroup=
Comment	
Method	GET

14.15 setHttp

ActionEvent: setHttp

Request	http://<IP>/cgi-bin/event.cgi action= setHttp enabled= username= password= HttpUrl= Message=
Response	
Comment	
Method	POST

Http	Req or Opt or N	Data type	Allowed Value	notes
enabled	R	Int	[0,1]	0:disabled 1:enabled
username	R	Char[128]		
password	R	Char[128]		
HttpUrl	R	Char[16]		
Message	R	Char[16]		

14.16 getHttp

ActionEvent: getHttp

Request	http://<IP>/cgi-bin/event.cgi?action= getHttp
Response	Enabled= HttpUrl= Message=
Comment	
Method	GET



15. I/O Control

I/O Control API allows applications to

1) set/get the GPIO setting

15.1 setGPIOSetting

ActionEvent: setGPIOSetting

Request	<pre> http://<IP>/cgi-bin/gpio.cgi? action=set di1.port= di1.triggerType=[0,1] di1.resetIntervalAfterTriggered di1.DIenabled=0 do1.port= do1.triggerType=[2,3] do1.actionType=0 do1.triggerTime=0 do1.DOenabled=0 </pre>
Response	
Comment	
Method	POST

SDIEntry	Req or Opt or N	Data type	Allowed Value	notes
port	R	Int	[0,15]	0: Reserved Table
status	R	Int	[0,1]	0:Low 1:High Table
triggerType	R	Int	[0,3]	Table
resetIntervalAfterTriggered	R	Int	[0,]	Reserved

SDOEntry	Req or Opt or N	Data type	Allowed Value	notes
port	R	Int	[0,15]	0: Reserved Table
status	R	Int	[0,1]	0:Low 1:High Table
triggerType	R	Int	[0,3]	Table
actionType	R	Int	[0,]	Reserved

Table: Available port

port	Value (GPIO pin)
DI	4
DO	3

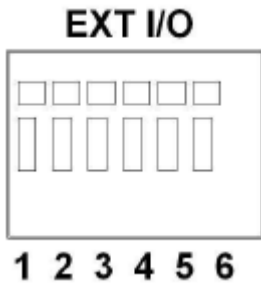
Table: Available triggerType

triggerType	Value
IO_LOW	0
IO_HIGH	1
IO_OPEN	2
IO_GROUND	3
IO_RISING	4
IO_FALLING	5



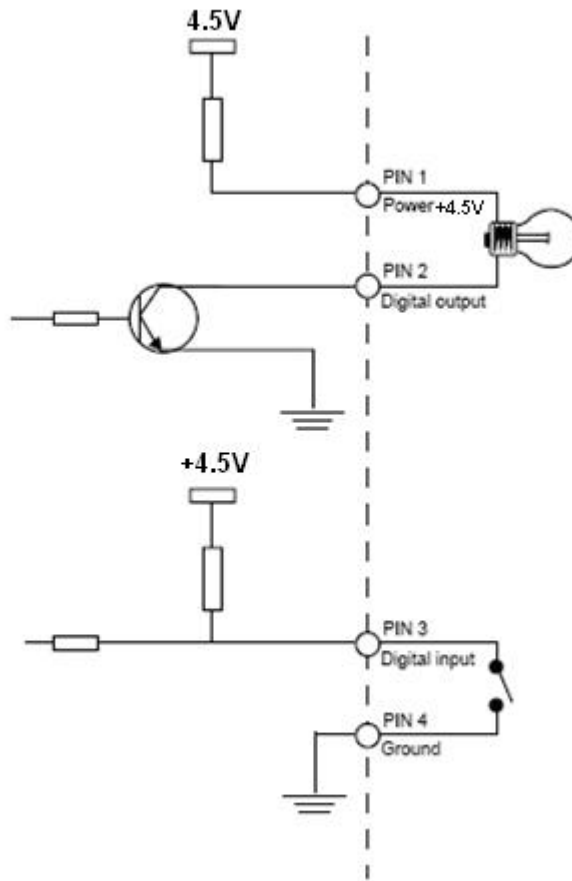
Extension I/O Terminal Block

The Network Camera provides an extension I/O terminal block to connect external input/output devices. The definition of pin is listed as below.



Pin	Function
1	Power +4.5V
2	Digital Output
3	Digital Input
4	Ground
5	RS-485 -
6	RS-485 +

DI/DO Diagram



For example: Device is ground active
1. Set DI: High DO: GROUND



DI DO		
pin1 pin2	O/Ground	X/Open
pin1 pin2	X/ Ground	X/Open
pin2 pin4	X/Ground	X/Open
pin2 pin4	X/Ground	X/Open

2. Set DI: High DO: Open


DI DO	High(Open)	Low
pin1 pin2	X/ Open	O/ Gro und
pin1 pin2	X/ Open	X/ Gro und
pin2 pin4	X/ Open	X/ Gro und
pin2 pin4	X/ Open	X/ Gro und

3. Set DI: Low DO: GROUND

DI DO	High(Open)	Low
pin1 pin2	X/Open	O/Ground
pin1 pin2	X/ Open	X/ Ground
pin2 pin4	X/Open	X/Ground
pin2 pin4	X/ Open	X/ Ground

4. Set DI: Low DO: Open

DI DO	High(Open)	Low
pin1	O/Ground	X/



pin2		Ope n
pin1 pin2	X/ Ground	X/ Ope n
pin2 pin4	X/Ground	X/ Ope n
pin2 pin4	X/ Ground	X/ Ope n

15.2getGPIOStatus

ActionEvent: getGPIOStatus

Request	http://<IP>/cgi-bin/gpio.cgi?action= get
Response	di1.port di1.status di1.triggerType di1.resetIntervalAfterTriggered di1. Dienabled do1.port do1.status do1.triggerType do1.actionType do1. triggerTime=0 do1. Doenabled=0
Comment	
Method	GET



16. MSN

MSN API allows applications to

- 1) set/get the IP Camera MSNBot setting

16.1 setMSNBot

ActionEvent: setMSNBot

Request	<pre> http://<IP>/cgi-bin/msn.cgi? Action=set account= passwd= msnOpPasswd= friendlyName= buddy0.enabled= buddy0.account= buddy0.isNotifiedAcnt= buddy1.enabled= buddy1.account= buddy1.isNotifiedAcnt= buddy2.enabled= buddy2.account= buddy2.isNotifiedAcnt= buddy3.enabled= buddy3.account= buddy3.isNotifiedAcnt= buddy4.enabled= buddy4.account= buddy4.isNotifiedAcnt= webcamEnabled= alarmNotifyEnabled= </pre>
Response	
Comment	
Method	POST

MsnBuddy	Req or Opt or N	Data type	Allowed Value	notes
Enabled	R	Int	[0,1]	0:disabled 1:enabled
account	R	Char[128]		msn account
isNotifiedAcnt	R	Int	[0,1]	0:no 1:yes

Smsnbot	Req or	Data type	Allowed	notes
---------	--------	-----------	---------	-------

	Opt or N		Value	
Account	R	Char[128]		
Passwd	R	Char[128]		
msnOpPasswd	R	Char[128]		
friendlyName	R	Char[128]		
webcamEnabled	R	Int	[0,1]	0:disable 1:enable d
alarmNotifyEnabled	R	Int	[0,1]	0:disable 1:enable d

16.2 getMSNBot

ActionEvent: getMSNBot

Request	http://<IP>/cgi-bin/msn.cgi?action= get
Response	account= passwd= msnOpPasswd= friendlyName= buddy0.enabled= buddy0.account= buddy0.isNotifiedAcnt= buddy1.enabled= buddy1.account= buddy1.isNotifiedAcnt= buddy2.enabled= buddy2.account= buddy2.isNotifiedAcnt= buddy3.enabled= buddy3.account= buddy3.isNotifiedAcnt= buddy4.enabled= buddy4.account= buddy4.isNotifiedAcnt= webcamEnabled= alarmNotifyEnabled=
Comment	
Method	GET

17. PIR sensor and White LED

PIR sensor and White LED API allows applications to

- 1) set/get the IP Camera for PIR sensor and White LED function control.

17.1 setpirsensor

ActionEvent: set

Request	http://<IP>/cgi-bin/pirsensor.cgi? Action= set sensitivity = enabled=
Response	
Comment	
Method	POST

pirsensor	Req or Opt or N	Data type	Allowed Value	notes
sensitivity	R	Int	[1,10]	
enabled	R	Int	[0,1]	0:disabled 1:enaed



17.2 getpirsenor

ActionEvent: get

Request	http://<IP>/cgi-bin/pirsensor.cgi?action= get
Response	sensitivity = enabled=
Comment	
Method	GET

17.3 addWled

ActionEvent: addWled

Request	http://<IP>/cgi-bin/wled.cgi action= add name= method = active= inactive= duringtime=
Response	
Comment	Lightmethod: LIGHT_NONE name=xxx method = 0 active=0 inactive=0 duringtime=0 //=> reserve //----- Lightmethod: LIGHT_ON_OFF name=xxx method = 1 active= inactive= duringtime= //=>liveView //----- Lightmethod: LIGHT_SLIDER name=xxx method = 2 active=0 inactive=0 duringtime=0 //=>liveView //----- Lightmethod: LIGHT_PULSE

	name=xxx method = 3 active= inactive= duringtime=1ms~ //=>liveView · Event
Method	POST

LightSetSetting	Req or Opt or N	Data type	Allowed Value	notes
name	R	Char[16]		
method	R	Int	[0,3]	table
active	R	Int		table
inactive	R	Int		table
duringtime	R	int		ms

Table: Available method

method	Value
LIGHT_NONE	0
LIGHT_ON_OFF	1
LIGHT_SLIDER	2
LIGHT_PULSE	3

Table: Available active & inactive

Active inactive	Value
IMMEDIATE_OFF	0
IMMEDIATE_ON	1
FADE_TO_OF	2
FADE_TO_10	10
FADE_TO_20	20
FADE_TO_30	30
FADE_TO_40	40
FADE_TO_50	50
FADE_TO_60	60
FADE_TO_70	70
FADE_TO_80	80
FADE_TO_90	90
FADE_TO_100	100



17.4 deleteWled

ActionEvent: deleteWled

Request	http://<IP>/cgi-bin/wled.cgi action= delete name=
Response	
Comment	
Method	POST



17.5 setWled

ActionEvent: set

Request	http://<IP>/cgi-bin/wled.cgi action= set name= method = active= inactive= duringtime=
Response	
Comment	
Method	POST

17.6 getwledall

ActionEvent: getall

Request	http://<IP>/cgi-bin/wled.cgi?action= getall
Response	size= led1.name= led1.method = led1.active= led1.inactive= led1.duringtime=
Comment	
Method	GET



17.7 updateWled

ActionEvent: updateWled

Request	http://<IP>/cgi-bin/wled.cgi? Action= update name= method = active= inactive= duringtime=
Response	
Comment	
Method	POST

17.8 getWled

ActionEvent: get

Request	http://<IP>/cgi-bin/wled.cgi?action= get &name=<xxxx>
Response	name= method = active= inactive= duringtime=
Comment	
Method	GET

17.9 setLiveViewWLEDSetting

ActionEvent: set

Request	http://<IP>/cgi-bin/LVwled.cgi? Action= set method = active= inactive= duringtime=
Response	
Comment	
Method	POST

17.10 getLiveViewWLEDSetting

ActionEvent: get

Request	http://<IP>/cgi-bin/ Lvwled.cgi?action= get
Response	method = active= inactive= duringtime=
Comment	
Method	GET

a.

17.11 setLightCTL

ActionEvent: set

Request	http://<IP>/cgi-bin/wledctl.cgi? Action= set method= level=
Response	
Comment	
Method	POST

LightSetSetting	Req or Opt or N	Data type	Allowed Value	notes
method	R	Int	[0,3]	table
level	R	Int	[1,10]	

17.12 getLightCTL

ActionEvent: get

Request	http://<IP>/cgi-bin/ wledctl.cgi?action= get
Response	method= level=
Comment	
Method	GET

18. PTZ

PTZ API allows applications to

1) Provide CGI commands for PTZ function control.I.

ptz	Req or Opt or N	Data type	Allowed Value	notes
move	R	char[32]	home up down left right upleft upright downleft downright	
motion	R	char[32]	request drop query	
relative	R	Int	[0,1]	0: absolute 1: relative
degree	R	Int	[-360,360]	Based on the limit of hardware
step	R	Int	[-9999,9999]	Based on the limit of hardware
enabled	R	Int	[0,1]	0:disabled autofocus 1:autofocus
pan	R	Int	[-100,100]	
tilt	R	Int	[-100,100]	
zoom	R	Int	[-100,100]	
focus	R	Int	[-100,100]	
imagewidth	R	Int		depends on resolution
imageheight	R	Int		depends on resolution
centerX	R	Int		depends on resolution
centerY	R	Int		depends on resolution

18.1 Direction

ActionEvent: direction

Request	http://<IP>/cgi-bin/ptz.cgi? action=direction move=left
Response	
Comment	move =home up down left right upleft upright downleft downright
Method	POST

18.2 Pan

ActionEvent: pan

Request	http://<IP>/cgi-bin/ptz.cgi? action=pan relative= degree =
Response	
Comment	relative=0 degree range -180 to 180 Pan the device relative to the (0, 0)position //===== relative=1 degree range -360 to 360 Pan the device n degrees relative to the current position
Method	POST

18.3 tilt

ActionEvent: tilt

Request	http://<IP>/cgi-bin/ptz.cgi? action=titl relative= degree =
Response	
Comment	relative=0 degree range -180 to 180 Pan the device relative to the (0, 0)position //===== relative=1 degree range -360 to 360 Tilt the device n degrees relative to the current position
Method	POST

18.4 Zoom

ActionEvent: zoom

Request	http://<IP>/cgi-bin/ptz.cgi? action=zoom relative= step =
Response	
Comment	relative=0

	step range 0 to 9999 Zoom the device n steps //===== relative=1 step range -9999 to 9999 Zoom the device n steps relative to the current position; Positive values mean zoom in, and negative values mean zoom out.
Method	POST

18.5 Focus

ActionEvent: focus

Request	http://<IP>/cgi-bin/ptz.cgi? action= focus enabled=0 relative= step =
Response	
Comment	enabled=0 , disabled autofocus ; enabled=1 , autofocus //===== relative=0 , step range 0 to 9999 move focus n steps //===== relative=1 , step range -9999 to 9999 Move device n steps relative to the current position; Positive values mean focus far, and negative values mean focus near.
Method	POST

18.6 Iris

ActionEvent: iris

Request	http://<IP>/cgi-bin/ptz.cgi? action= iris relative= step =
Response	
Comment	Relative=0 step range 0 to 9999 Move iris n steps //===== relative=1 , step range -9999 to 9999 Move device n steps relative to the current position;
Method	POST

18.7 continuouspantiltmove

ActionEvent: continuouspantiltmove

Request	http://<IP>/cgi-bin/ptz.cgi? action= continuouspantiltmove pan= tilt=
Response	
Comment	Pan range -100 ~100 Titl range -100 ~100 Continuous pan/tilt motion. Positive values mean right (pan) and up (tilt), negative values mean left (pan) and down (tilt). "0,0" means stop.
Method	POST

18.8 continuouszoommove

ActionEvent: continuouszoommove

Request	http://<IP>/cgi-bin/ptz.cgi? action= continuouszoommove zoom =
Response	
Comment	zoom range -100 ~100 Continuous zoom motion. Positive values mean zoom in and negative values mean zoom out. "0" means stop.
Method	POST

18.9 continuousfocusmove

ActionEvent: continuousfocusmove

Request	http://<IP>/cgi-bin/ptz.cgi? action= continuousfocusmove focus =
Response	
Comment	focus range -100 ~100 Continuous focus motion. Positive values mean focus near and negative values mean focus far. "0" means stop..
Method	POST

18.10 absolutepoint

ActionEvent: absolutepoint

Request	http://<IP>/cgi-bin/ptz.cgi? action= absolutepoint imagewidth = imageheight= centerX= centerY=
Response	
Comment	Use this function to send the coordinates for the point in the image where the user clicked. This information is then used by the server to calculate the pan/tilt move required to (approximately) center the clicked point.
Method	POST



18.11 QueueControl

ActionEvent: Queuecontrol

Request	http://<IP>/cgi-bin/ptz.cgi? action= control motion = query
Response	
Comment	“request” requests PTZ control. “drop” drops the PTZ control or leaves the queue. “query” reports the current status for the client. For possessing clients with no peers existing in the queue, “request” will reset the control timer. For all other clients, “request” will have the same effect as “query”.
Method	POST

18.12 areazoom

ActionEvent: areazoom

Request	http://<IP>/cgi-bin/ptz.cgi? action= areazoom imagewidth = imageheight= centerX= centerY= zoom=
Response	
Comment	
Method	POST

19. Preset and Patrol

Preset and Patrol API allows applications to

1) set/get the IP Camera for Preset and Patrol function control.

19.1 AddPreset

ActionEvent: add

Request	http://<IP>/cgi-bin/preset.cgi? action=add name=
Response	
Comment	Associate the current position to <preset name> as a preset position in the server.
Method	POST

Preset	Req or Opt or N	Data type	Allowed Value	notes
name	R	char[65]		

19.2 deletePreset

ActionEvent: delete

Request	http://<IP>/cgi-bin/preset.cgi? action=delete name=
Response	
Comment	Remove the specified preset position associated with <preset name>.
Method	POST

19.3 gotoPreset

ActionEvent: goto

Request	http://<IP>/cgi-bin/preset.cgi? action=goto name=
Response	
Comment	Go to the specified preset position associated with

	<preset name>.
Method	POST

19.4 getPreset

ActionEvent: get

Request	http://<IP>/cgi-bin/preset.cgi?action=get
Response	size= name1= name2=
Comment	Get all the specified preset position associated with <preset name>.
Method	Get



19.5 sethomePreset

ActionEvent: home

Request	http://<IP>/cgi-bin/preset.cgi? action=home name=
Response	
Comment	Set the specified preset position as home preset.
Method	POST

19.6 setPatrol

ActionEvent: set

Request	http://<IP>/cgi-bin/patrol.cgi? action=set presetName1= delay1= presetName2= delay2= presetName3= delay3= presetName4= delay4=
Response	
Comment	
Method	POST

Patrol	Req or Opt or N	Data type	Allowed Value	notes
presetName	R	char[65]		
delay	R	Int		second

19.7 clearPatrol

ActionEvent: delete

Request	http://<IP>/cgi-bin/patrol.cgi? action=delete
Response	Use this function to clear the entire patrol setting for the device.
Comment	
Method	POST

19.8 startPatrol

ActionEvent: start

Request	http://<IP>/cgi-bin/patrol.cgi? action=start
Response	Use this function to start the patrol sequence.
Comment	
Method	POST



19.9 stopPatrol

ActionEvent: stop

Request	http://<IP>/cgi-bin/patrol.cgi? action=stop
Response	Use this function to stop the patrol sequence.
Comment	
Method	POST

19.10 getPatrol

ActionEvent: get

Request	http://<IP>/cgi-bin/patrol.cgi?action=get
Response	size= presetName1= delay1= presetName2= delay2= presetName3= delay3= presetName4= delay4=
Comment	Use this function to get the patrol setting for the device.
Method	Get



20. Scheduled Event

Scheduled event allows applications to
 2) set/get the IP Camera for scheduled event function control.

20.1 Add

ActionEvent: add

Request	<pre> http://<IP>/cgi-bin/schedule.cgi? action=add name= index= enabled= startHour= startMin= startSec= stopHour= stopMin= stopSec= day= scheduleAction= </pre>
Response	
Comment	
Method	POST

schedule	Req or Opt or N	Data type	Allowed Value	notes
name	R	char[65]		Unique
index	R	Int	[1,10]	0:Reserved , Sequence number
enabled	R	Int	[0,1]	0:disabled 1:enabled
startHour	R	Int	[0,23]	
startMin	R	Int	[0,59]	
startSec	R	Int	[0,59]	
stopHour	R	Int	[0,23]	
stopMin	R	Int	[0,59]	
stopSec	R	Int	[0,59]	
day	R	Int		table
scheduleAction	R	Int		table

Table: Available day

day	Value
Sun	1
Mon	2
Tue	4
Wed	8
Thu	16
Fri	32
Sat	64
Week	128/127

Table: Available scheduleAction

scheduleAction	Value
RECORD	0
REBOOT	1



20.2 update

ActionEvent: update

Request	http://<IP>/cgi-bin/ schedule.cgi? action=update name= index= enabled= startHour= startMin= startSec= stopHour= stopMin= stopSec= day= scheduleAction=
Response	
Comment	
Method	POST

20.3 delete

ActionEvent: delete

Request	http://<IP>/cgi-bin/ schedule.cgi? action=delete name=
Response	
Comment	
Method	POST

20.4 get

ActionEvent: delete

Request	http://<IP>/cgi-bin/schedule.cgi? action=get
Response	size= 1Enabled= 1Index= 1name= 1StartHour= 1StartMin= 1StartSec= 1StopHour=

	1StopMin= 1StopSec= 1Day= 1Action= 2Enabled= 2Index=
Comment	
Method	Get

20.5 getSchedule

ActionEvent: getSchedule

Request	http://<IP>/cgi-bin/schedule.cgi? action=getSchedule name=
Response	enabled= index= name= startHour= startMin= startSec= stopHour= stopMin= stopSec= day= action=
Comment	
Method	Get



21. Modification History

Revision	Date	Originator	Comments
0		Steve	Initial version 1.0
1	2009/9/9	Kenny	add API: 1.getSnapshot 2.getRtsp and setRtsp 3.getVideoCodecs getResolutions getAudioCodecs 4.getinboundChannel 5.Event Notify to HttpServer modify API: 1.getcapability 2.setAudioDevice 3.setGPIOSetting getGPIOStatus
2	2009/9/28	Kenny	1. Remove parameter level from whiteBalance Structure. 2. Add SshutterSpeedSetting and SgainSetting structure and api 3. Modify getCameraSetting and setCameraSetting
3	2009/1/12	Kenny	1. Add PTZ API and parameter 2. Check other API and parameter.
4	2009/1/17	Kenny	1. Modify IO control error. 2. Modify AppendixA InboundChanel url error
5	2009/1/18	Kenny	1. Add IO control information table.
6	2009/1/27	Kenny	1. Modify setCameraSetting getCameraSetting setEffect getEffect API



22. AppendixA InboundChanel

21.1 Introduction

Brickcom devices enable users, such as administrators, to stream live (real-time) or on-demand multimedia content from a monitor console (typically a PC or hand-held device equipped with Brickcom monitoring software) to these devices. The destination on a Brickcom device which a streaming session is intended for is called an “inbound channel”. An inbound channel is associated with one or more media peripherals, such as audio speaker, LCD display, or even file. A Brickcom device may provide zero or more inbound channels and it depends on its capability and configuration. Each channel can accept one or more external inbound streaming sessions, but only one can be played at a time. Authentication is required to prevent any inadvertent access.



The Method of Getting Configuration

The client (the Brickcom monitoring software) uses HTTP protocol to get the inbound channel configuration on the server (the Brickcom device).

e.g. <http://ip:port/cgi-bin/inboundChannel.cgi?action=get>

The Syntax and Semantic of Configuration

The configuration from the HTTP server is an instance of `SInboundChannelSetList`.

```
typedef struct _SInboundChannelList {
    int size;
    SInboundChannelSetting channels[2];
}SInboundChannelSetList;
```

The *size* field is the number of inbound channel.

The *channels* field is an array of the inbound channel setting.

```
typedef struct _SInboundChannelSetting {
    int enabled;
    int transportType;
    int port;
    char uri[16];
    char codecType[32];
} SInboundChannelSetting;
```

The *enabled* field can enable/disable the inbound channel (This field has no effect now and the inbound channel is always enabled).

The *transportType* field determines the method of transporting stream from the monitoring software to the Brickcom devices. The only supported method now is RTP over UDP (This field has no effect now and the method is always RTP over UDP).

The *port* field specifies that the RTP port for the monitoring software streams to the devices. (This field has no effect now and the RTP port is dynamically chosen by the inbound streaming server).

The *uri* field is for identifying the inbound channel. The monitoring software can use this field to initiate an inbound streaming session.

The *codecType* field specifies the codec type that the inbound channel supports. The codec types supported now are G.711 (PCMU, PCMA) and AMR. The AMR codec supported now is narrow band, 8000Hz, and 1 channel.

21.3 Session Establishment and Teardown

The monitoring software initializes a session based on the inbound channel settings. It begins via sending an INIT Request packet to the inbound streaming server which is listening on port 555. When the inbound streaming server receives the INIT Request packet, it sends back a Response packet which

contains the SDP. The SDP includes the transport ports (attribute *a=dest_port*) to which the monitoring software should stream to. From now on, the monitoring software can stream multimedia data to the server at any time until session termination. To terminate a session, the client sends a TEARDOWN Request packet, and the server sends back a Response packet to end this session. Figure 1 shows the sequence of session establishment and teardown.

The Request packet syntax:

```
Request = Request-Line *Message-Header CRLF [Message-Body]
Request-Line = Command SP Request-URI CRLF
Command = "INIT" | "TEARDOWN"
Request-URI = 1*CHAR
```

The Response packet syntax:

```
Response = Status-Line *Message-Header CRLF [Message-Body]
Status-Line = "OK" | "ERROR" CRLF
```

```
Message-Header = "Content-Length" ":" 1*DIGIT CRLF
```



**Inbound streaming
server**

**Monitoring
software**

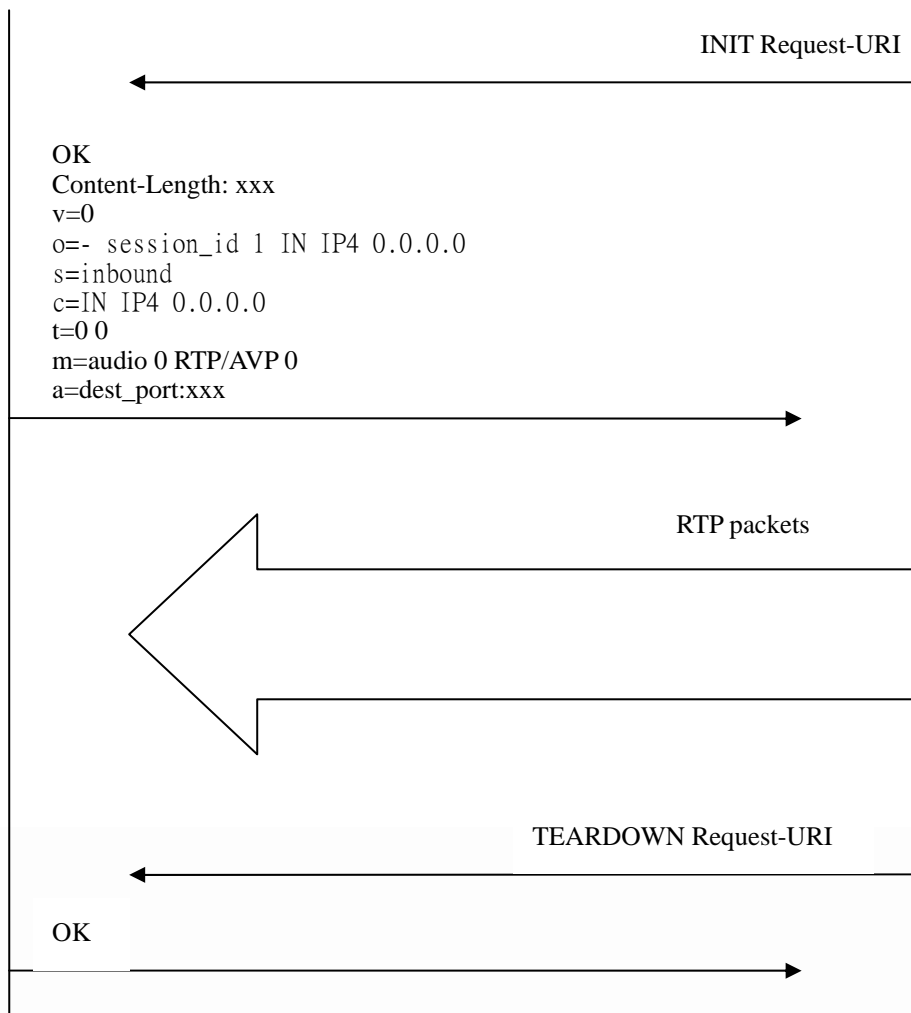


Figure 1: Session Establishment and Teardown

[TODO]



23. Appendix B RTSP

This document specifies the external RTSP-based application programming interface of the camera and video servers. The RTSP URL is `rtsp://<server ip>/channelX` where `<server name>` is the IP address of the server. The DESCRIBE, SETUP, OPTIONS, PLAY, PAUSE and TEARDOWN methods are supported. The RTSP protocol is described in RFC 2326.

